

PRODUCT CATALOGUE 2021

ERNST HINRICHS Dental



3	History
4	Quality control, Production
5	Storage
6	Dental gypsum, DIN EN ISO 6873
7	Table of applications
8 - 9	The 10 Gypsum Rules of HINRICHS
10 - 13	Model plaster, type 2
14 - 16	Hard stone, type 3
17 - 20	Super hard stone, type 4 (low expansion)
21	Super hard stone, type 5 (high expansion)
22	Model system
23 - 26	Gypsum accessories
27	Duplicating techniques
28 - 29	Duplicating materials
30 - 31	Duplicating accessories
32	Gypsum-bonded investments
33	Phosphate-bonded investments
34 - 36	Investment accessories
37	Alloys
38	Alloy accessories
39 - 40	Denture prostheses and accessories
41 - 42	Abrasives, Polishing materials
43	Special products
44	Cleaning products
45	Poster, Literature
46 - 47	Nice from gypsum / Tooth figures
48 - 49	profiCAD model system
50 - 57	CAD-CAM
58 - 59	CAD-CAM colouring liquids
60 - 61	CAD-CAM accessories
62 - 63	Scanner
64 - 65	Software
66 - 70	HinriMill
71	HinriPart CAD
72 - 73	Sintering furnaces
74 - 75	3D Printer
76 - 79	Printing material / accessories
80	Metal-ceramic alloy
81 - 87	Technicle data
88	Index
89	Information



ERNST HINRICHS Dental

1888

Company founded by ERNST HINRICHS in Osterode. The first dental impression and model plasters are developed with dentist Dr. Kühns.

1920

The sons Ernst and Richard Hinrichs join the company. The first "Hinrizit" hard stones and gypsum-bound investments are developed. With the installation of modern electric sifters and screening machines, the quality of the dental preparations is being constantly improved and their further development tailored to dental engineering. In 1936, the first soldering compound "L 36" is developed.

1938

The company celebrates its 50th anniversary. Already at this time, ERNST HINRICHS is distributing its products through dental wholesale partner firms. The customer base includes Germany and a number of countries in Europe and overseas.

1945

Because of the Second World War ERNST HINRICHS loses large markets in East Germany and Europe. Thanks to the dedication of all staff, the company's productivity and the high quality standards of its products are successfully assured again in the subsequent rebuilding years.

1959

Margot Hanke, daughter of Ernst Hinrichs jr., takes over the management of the company. She succeeds in winning back the international customers to Hinrichs' dental products that were lost by the war.

1985

Christian Rehse takes over the management of the company. Under his leadership, the company's market share is enlarged and new high-strength dental stones developed.

1988

ERNST HINRICHS celebrates its 100th anniversary. The company participates regularly in the International Dental Fair, in material courses and seminars.

1990

The company's expansion requires new production and storage facilities. ERNST HINRICHS leaves its site in Osterode after more than 100 years and establishes a modern company building in Goslar with up-to-date production and storage technology.

1995

An additional indoor extension is required. A total of more than 1,000 tons of dental gypsum, abrasives and polishing materials are stored in Goslar. The production technology is modernised by new electronically controlled ploughshare mixers and supplemented by powerful packing machines.

1998

Markus Rehse joins the management.

2000

Strong sales expansion of phosphate-bonded investment materials and duplicating silicones, the first scannable special super hard stones are introduced to the market.

2005

ERNST HINRICHS builds up a further distribution hall and new modern silo and production facilities.

2008

With the assumption of another production facility in Bad Sachsa the company strengthens its position as market leader for dental gypsum and investments in Germany and Europe.

2010

Introduction of the CAD-CAM consumable product line under the "BioStar" brand

2013

ERNST HINRICHS celebrates its 125th anniversary and is now one of the oldest dental companies. Sales start of desktop milling systems

2018 / 2019

Acquisition of 2 other well-known dental companies in the field of model creation, wax production, polymerisation & thermoforming technology.

2020

Bau eines weiteren Bürogebäudes und einer Logistikhalle. Verstärkung des digitalen Schulungsangebotes, neue Ausstellungsräume für die Digitaltechnik



125 Jahre
Innovation, Qualität & Zuverlässigkeit
ERNST HINRICHS





Our customers can be assured that the products they receive from us are of a consistently high quality.

All gypsums are not the same - all investments are not the same - highquality raw materials decide on the quality and the health of the toothtechnical users in the laboratory and in practice.

Already the used raw materials decide on the quality of the dental gypsums, investments, duplicating silicones, abrasives and polishing agents. So we produce our dental gypsum only on the basis of high-quality pure natural gypsum or synthetic raw materials from the foodstuffs industry. We guarantee that our gypsums do not contain any flue gas desulfurizing gypsum. Also our gypsums do not contain quartz, oxyde or other hardness materials such as modulators, which e.g. cause an increased wear with friction discs.

Working in close cooperation with the nature conservation authorities, we aim to create new habitats for animals and plants in quarry areas. Also with the investments and duplicating silicones the raw materials decide on the later quality of the products.

With the abrasives and polishing agents we use exclusively high-quality assortments with high use duration and tooth-technical suitability. With our untreated and pollution-free pumice powder there is no silicosis danger.

Quality from start to finish – step by step quality control

The raw materials are immediately subjected to quality control in the laboratory. They are classified and sorted according to their intended use. After production, the finished products again pass through quality control where they are thoroughly checked before we allow them to be sold on the open market. Our criteria for analysis and assessment are above those for all ISO-norms.

**Storage –
simple, if the correct steps are followed.**

Our **gypsum** is always packed in special bags, buckets or cartons. If the containers are closed and stored in a dry room, there is virtually no loss of quality for 18 months. Fluctuations in temperature do not damage gypsum. Storage of gypsum presents no problem.

However, four simple rules must be followed:



Our **investments** will be delivered in sachets or small packing. So they are unopened storable up to two years without quality change. Keep the following rules:

- **Never store the expansion liquid under +4°C**
- **Do not place the investment directly on damp soils,**
- **The packing must always be locked**
- **The air humidity must be as low as possible**

1. Do not store gypsum directly on a concrete floor.

2. Keep out humidity as low as possible.

3. Keep the container always tightly closed.

4. Store gypsum at maximum for a three days' supply in a dispenser or silo.

With the storage of **duplicating silicones** the following points must be considered:

- **Store at normal room temperature**
- **Do not expose to direct sunlight**
- **Seperate strictly the components A and B**

For **abrasives, pumice and polishing material** we recommend a dry storage in closed packing.

5 types and 5 qualities. HINRICHS has the right gypsum.

Types and description

The European countries have approved set instructions for dental gypsum. Type 5 for super hard stone with high expansion are a new category. DIN EN ISO 6873, which is binding for all manufacturers, classifies the products as follows:

Type 1: Impression Plaster

Type 2: Plaster & Articulation Plaster

Type 3: Hard Stone

Type 4: Super Hard Stone (up to 0.15% expansion)

Type 5: Super Hard Stone (up to 0.30% expansion)

Following minimum requirements for the different classes were stipulated:	Standard consistency in mm	Minimum processing time in minutes	Min./Max. hardening time in minutes	Max. hardening expansion in % after 2 hours	Min./Max. compressive strength N/mm ² after 1 hour
Type 1 Impression Plaster	80 +/- 4	1,25	2,5 / 5,0	0,15	4,0 / 8,0
Type 2 Plaster & Articulation Plaster	75 +/- 4	2,5	6,0 / 30,0	0,30	9,0
Type 3 Hard Stone	30 +/- 3	3,0	6,0 / 30,0	0,20	20,0
Type 4 Super Hard Stone, low exp.	30 +/- 3	3,0	6,0 / 30,0	0,15	35,0
Type 5 Super Hard Stone, high exp.	30 +/- 3	3,0	6,0 / 30,0	0,16 - 0,30	35,0

If comparing the data provided for the various gypsum, please ensure compliance with the times stipulated. Binding expansion must be determined 2 hours after, and pressure resistance 1 hour after water-gypsum contact. If other times or measuring units (e.g. Brinell hardness, hardness) are specified, these are not comparable with the DIN EN ISO 6873 values and will mislead the user. Our quality controls at the plant are in strict compliance with DIN EN ISO 6873.

Preparations of Impressions

In laboratory practice, problems between the various moulding compounds and gypsum arise time and time again. Since some moulding compounds have an aggressive reaction towards gypsum, pre-treatment is required in order to prevent, for instance, efflorescence on the surface of the gypsum model.

We therefore recommend the following measures:

Material	Alginate	Polyether	Hydrocolloids	Silicones
Properties	Shrinking will occur as a result of moisture loss. Cannot be stored longterm – max. 1 hour; keep moist.	Hydrophilic properties/ Swells if stored for a long time in disinfectant.	Pour out immediately, otherwise the volume will alter considerably.	Stable shape and insensitive without a change in volume.
Preparation	Completely remove saliva- and blood residues. Neutralise by immersing in trimmer water or gypsum powder/ Thicken with Neutralgin.	Remove saliva- and blood residues under tap water.	Completely remove saliva- and blood residues under tap water. Neutralise by immersing in trimmer water or gypsum powder, then rinse and immerse in 2% potassium sulphate solution.	Remove blood- and saliva residues under tap water.
Disinfection	With conventional disinfectant or 1% peracetic acid; risk of swelling. Rinse under tap water.	With conventional disinfectant; again a risk of swelling – therefore disinfect only for a short period.	With conventional disinfectant or 1% peracetic acid. Again a risk of swelling. Rinse under tap water.	With conventional disinfectants.
Storage	Pour out after a max. of 60 minutes and protect against drying out with moist wipes.	Good storage stability; relatively insensitive.	Quickly pour out/gypsum with a short setting time are beneficial; prolonged contact adversely affects the surface of the gypsum model.	Cross-linking silicones can be stored for unlimited periods; condensationcross-linked silicones can be stored for a limited period.

Strictly comply with the manufacturer's instructions for use when using moulding compounds and disinfectants.



Implant models, sawcut models, master models

Partial framework (CoCr)

Working models, opposing models, denture work

Denture work, repairs, relines, additions

Planning models, study models, diagnostic models

Bases for dental arches when using dowel pins, pin system

Orthodontic work, demonstration models, extra-white

Articulating

Articulating orthodontic work, fixation of study models

Scannable

Type 2, Model plaster

Dr. Kühns®							✓		
Articulation							✓		
Mounting Stone							✓		
Non Plus Ultra				✓				✓	
Velox®				✓				✓	
Alamo				✓				✓	
Alamo S				✓				✓	
Ehodit semi-hard stone		✓	✓	✓					

Type 3, Hard stone

Hinritz®		✓	✓	✓		✓			
Hinritz® Speed		✓	✓	✓					
Laborit®		✓	✓	✓					
Hinridur®		✓	✓	✓					
Hinridur® S		✓	✓	✓		✓			
Ortho Plaster		✓	✓	✓		✓			
Hinritz® E		✓	✓						
Hinritz Super	✓	✓	✓	✓					

Type 4, Super hard stone (low expansion)

Hinristone® Saphir	✓								✓
Hinriplast® N	✓								
Hinristone® 20	✓								
Hinristone® 22/24	✓	✓							
Hinristone® Speed	✓								
Japan-Stone	✓								
SH 074	✓	✓	✓				✓		
Die Stone	✓	✓							
Base stone FL						✓			
Base stone						✓			
CAM-Stone N	✓								✓

Type 5, Super hard stone (high expansion)

HinriDie	✓		✓						
Hinristone® E	✓		✓						



1. Preparation

For the best results it is essential that the equipment is clean and free from residue before mixing the gypsum. Any residue would have a negative effect on the setting time and expansion of the mixture. The gypsum should be mixed under vacuum, if possible, and to the exact water/powder ratio. The gypsum should be sprinkled into the water. Follow the manufacturer's instructions for mixing time and speed. Measuring the water/powder ratio by rule of thumb will automatically lead to considerable variations and poor results



2. Mixing water

Dental gypsum should be mixed with distilled water in room temperature. Tap water is not recommended because of its varying temperature and its different hardening. Tap water contains minerals, chloride, sulfates and carbonates. The crystallization can be affected negatively and the quality of the dental gypsum be accordingly decreased by these components. If the tap water is extremely hard, the setting time could change.



3. Sprinkling

The gypsum must be quickly and evenly sprinkled into the water within 10 seconds. In accordance with DIN EN ISO 6873, timing starts whenever the gypsum and water come into contact. After the gypsum has been soaked for 20 seconds, it can be mixed with a spatula. Mixing in a vacuum mixer improves the quality of the mixture and saves time. Manual mixing requires approx. 60 seconds and mechanical mixing 30 seconds (280 rounds / min. with 5-6 bar). The vacuum should not be set too high when mixing. Impression plaster (type 1) are always mixed manually for 30 seconds. Adding water or gypsum when the consistency is too thick or too thin affects the setting process and damages the crystalline structure of the gypsum.



4. Pouring the impression

Only the amount required for two to three impressions should be mixed at a time. The impression should be poured immediately after mixing. Pouring the impression should be completed within the working time. The gypsum begins to crystallize at the end of the working stage. No further work can be carried out because fine details can no longer be accurately reproduced after setting begins. The strength of the gypsum is also greatly reduced. This even happens when using a vibrator, though its use always greatly reduces blows and improves compressive strength and flow. Vibration should be completed before the setting stage.



5. Cutting and shaping gypsum

Gypsum has an exact setting time. If hard stone has a setting time (final set) of e.g. 10 - 12 minutes, it can be worked on for approx. 5 minutes (approx. half the setting time). When the surface of the stone loses its shine, it can still be shaped for approx. 1 minute. After this the setting time begins. At this point no further work can be done, as this would affect crystallization.

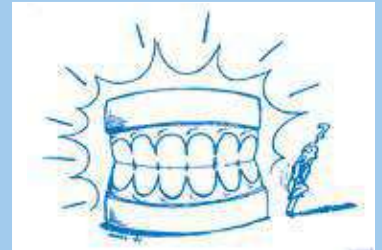
6. Removing the model

The set model must not be removed from the impression until 30 minutes after pouring. Following cleaning, disinfecting and neutralising, alginate and hydrocolloid impressions should be poured immediately with gypsum because they are not volumetrically stable. The impression should be removed after 30 minutes because these impression materials react aggressively with gypsum. It is advisable to leave other impression materials for up to an hour before removing them.



7. Setting expansion

All gypsum expand at the final setting. The amount of expansion depends on the composition of the gypsum and the ambient temperature or humidity. According to DIN EN ISO 6873, comparable measurements of expansion can only be made under the same conditions. **Please note** that the percentage expansion of the gypsum must be measured after two hours. Compressive strength is measured in N/mm² after one hour. The standards given on page 6 are compulsory. Ensure that standards and times given are accurate when making comparisons. In practice, some expansion is necessary to compensate for the contraction of other materials. Shrinkage occurs if the model is stored at room temperature and low humidity over a longer period. If the model is soaked, as it is sometimes necessary, expansion of the gypsum increases slightly. Our gypsum are well below the expansion values allowed by the DIN standard.



8. Preparing the impression

Problems continually arise in the laboratory between different impression materials and gypsum. Since some impression materials react with gypsum, laboratory assistants must complete the following preparations to obtain an accurate gypsum model with a smooth surface.



9. Sawing and preparation

It is advisable to saw, prepare and trim dental arches within two hours of removing the impression. If models have to be sawn or prepared much later than that, they can be soaked briefly to prevent gypsum chipping off.

Tip: Placing old gypsum models in the water saturates it with calcium sulphate to prevent washing out.

10. Boiling out – steam-cleaning – cleaning

These standard laboratory procedures, which are often unavoidable, must be carried out very carefully. Gypsum models should never be exposed to sudden changes in temperature. We strongly recommend immersing the model in warm water at approx. 50°C for a few minutes to avoid chipping or even completely destroying the model. Steam-cleaning the model can also lead to surface abrasion. In many cases it is better to clean the model using a soft brush and a soap solution.



Model plaster type 2



Natural plaster


Dr. Kühns® special plaster

Natural plaster with peppermint flavour

A fast setting, high precision special plaster with peppermint smell, which is mainly used as a fast setting articulation plaster. Dr. Kühns® is easy to handle, has a creamy consistency and guarantees an exact impression with a very low expansion.

Use recommendation: impression, articulation

natural white, pink



50 ml / 100 g



1,5 min.



2,5 min.



2 h



1 h



24 h



Natural plaster

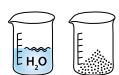
Mounting Stone

Natural stone

Controlled, extra-white plaster for accurate impressions and for articulation. Minimum setting expansion and excellent positional stability. When articulating, the quick setting time guarantees that models are articulated very accurately and efficiently.

Use recommendation: articulation, milling bases

snow white



56 ml / 100 g



1,5 min.



2-3 min.



2 h



1 h



24 h

Model plaster, type 2	Colour	paper bag 5 kg REF	carton á 4 x 5 kg paper bags REF	carton 20 kg REF	paper bag 25 kg REF
Dr. Kühns® special plaster	natural white	101110	101112	101117	101114
	pink	100110	100112	100119	100114
Mounting Stone	snow white	-	-	-	105006 (22,7 kg)

Correct model fabrication

An accurate impression taken by the dentist and a precisely reproduced gypsum model are the basis for the work to be carried out by the dental technician and are crucial to the accuracy of the finished restoration. Our gypsum are easy to use, but despite that many mistakes are made due to a lack of knowledge of correct procedures. We are happy to offer you the benefit of our many years' experience. Please contact us if you would like a course or seminar for your customers or employees on the correct use and right choice of gypsum. We would also be happy to come to you and carry out this training for your customers on your behalf. Please telephone or fax us if you require any help with specific problems when using the gypsum. Our experienced technicians will be happy to assist you.

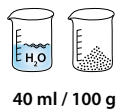
Articulation plaster, natural

Natural stone with lemon smell

For articulation works, bite indices, transfer bases fixation of orthodontic bases, bite registration, overcasts and milling bases. Low expansion and excellent positional stability and high sticking strength.

Use recommendation: articulation, milling bases

natural white



40 ml / 100 g



3 min.



4,5 min.



2 h



1 h



24 h

Natural plaster




Articulation plaster, synthetic

Synthetic stone

For articulation works, bite indices, transfer bases fixation of orthodontic bases, bite registration, overcasts and milling bases. Low expansion and excellent positional stability and high sticking strength.

Use recommendation: articulation, milling bases

super white



30 ml / 100 g



3 min.



4,5 min.



2 h



1 h



24 h

Synthetic plaster



Model plaster, type 2	Colour	paper bag 5 kg REF	carton á 4 x 5 kg paper bags REF	carton 20 kg REF	paper bag 25 kg REF
Articulation, Natural stone	natural white	100100	100102	100109	100104
Articulation, Synthetic stone	super white	100950	100952	100959	100954



Natural plaster

Velox®

Naturgips

Made from pure Harz alabaster. Volumetrically stable. Contains 25% of hard stone. A material with a controlled expansion for the user. Specially developed with a short working and setting time.

Use recommendation: Study models, planning models, diagnostic models

natural white



50 ml / 100 g



5-6 min.



10-12 min.



2 h



15 MPa

1 h



20 MPa

24 h



Natural plaster

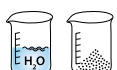
Non Plus Ultra

Natural stone

Made from pure Harz alabaster. Volumetrically stable. Contains 25% of hard stone. A material with controlled expansion for the user. Specially developed with a long working and setting time.

Use recommendation: Study models, planning models, diagnostic models

natural white



50 ml / 100 g



10-12 min.



18-22 min.



2 h



12 MPa

1 h



17 MPa

24 h



Natural plaster


Alamo

Natural stone

A laboratory model plaster for pouring models and formers. Used especially for basing. High quality with a limited expansion. Contains 20% of hard stone with a long setting time.

Use recommendation: Study models, planning models, diagnostic models

natural white



50 ml / 100 g



10-14 min.



18-25 min.



2 h



12 MPa

1 h



17 MPa

24 h

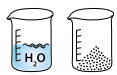
Alamo S

Natural stone

A quick-setting model plaster made from high-grade alabaster. Contains 20% dental hard stone. Controlled expansion. Easy to use. Prices on request.

Use recommendation: Study models, planning models, diagnostic models

natural white



50 ml / 100 g



5-6 min.



12-14 min.



2 h



12 MPa

1 h



17 MPa

24 h



Natural plaster


Ehodit semi-hard stone

Natural plaster

Used for laboratory work where a hard stone is too hard and a model plaster is too soft. Especially suitable for acrylic work. Gives optimal results and is more easily devested.

Use recommendation: denture work, repairs, relines, additions, study models

blue, green, natural white



40 ml / 100 g



5-6 min.



10-12 min.



2 h



20 MPa

1 h



40 MPa

24 h



Natural plaster

Model plaster, type 2	Colour	carton 20 kg REF	paper bag 25 kg REF
Velox®	natural white	100139	100134
Non Plus Ultra	natural white	100129	100124
Alamo	natural white	100149	100144
Alamo S	natural white	100159	100154
Ehodit semi-hard stone	blue	101627 (25 kg)	101624
	green	101647 (25 kg)	101644
	natural white	100169 (25 kg)	100164

Hard stone type 3




Natural plaster

Hinrizit®

A double grained hard stone for a broad range of applications in dental technology. Made from specially selected natural rock with permanent volumetric stability. This material has high compressive strength and a very smooth surface and is extremely accurate. Exceptionally white natural stone is used to provide a high degree of whiteness for orthodontic work.

Use recommendation: working models, opposing models, denture work, repairs, relines, additions, orthodontic work, demonstration models extra white

blue, yellow, super white



30 ml / 100 g



5-6 min.



10-12 min.



2 h



30 MPa

1 h



60 MPa


24 h

Hinrizit® Speed

Conventional hard stone with a very short setting time, but with no loss of compressive strength or accuracy. Especially suitable for quick repairs and urgent work. Impressions can be removed after just 10 minutes.

Use recommendation: working models, opposing models, denture work, repairs, relines, additions

yellow, blue



30 ml / 100 g



2-3 min.



5-6 min.



2 h



30 MPa

1 h



60 MPa

24 h




Natural plaster

Hinridur®

Manufactured using a special procedure. A very cost-effective, but high-quality natural stone. Supplied in a variety of colours. Extreme hardness and edge stability with low expansion and excellent flow properties.

Use recommendation: working models, opposing models, denture work, repairs, relines, additions, study models

yellow, blue, green, natural white



30 ml / 100 g



5-6 min.



10-12 min.



2 h



23 MPa

1 h



50 MPa

24 h



Natural plaster

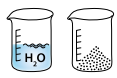
Hard stone, type 3	Colour	paper bag 5 kg REF	carton á 4 x 5 kg paper bags REF	carton 25 kg REF	paper bag 25 kg REF
Hinrizit®	blue	100200	100202	101209	100204
	yellow	100210	100212	101215	100214
Hinrizit® for orthodontics	super white	100230	100232	101239	100234
Hinrizit® Speed	blue	101242	101246	101245	101240
	yellow	102110	102112	102119	102114
	yellow	100810	100812	100817	100814
Hinridur®	blue	100820	100822	100827	100824
	green	100840	100842	100847	100844
	natural white	100830	100832	100837	100834

Hinridur® S

A creamy synthetic hard stone especially suitable for prosthetics and orthodontics. The super white colour is specially recommended for orthodontics works.

Use recommendation: working models, opposing models, denture work, repairs, relines, additions, study models, orthodontic work, demonstration models extra white

yellow, blue, super white



30 ml / 100 g



5-6 min.



10-12 min.



2 h



23 MPa

1 h



50 MPa

24 h

Synthetic plaster




Laborit®

High-quality hard stone with high compressive strength and excellent working properties. This tried and tested natural stone exhibits low expansion, excellent flow property and volumetric stability.

Use recommendation: working models, opposing models, denture work, repairs, relines, additions

yellow



30 ml / 100 g



5-6 min.



10-12 min.



2 h



25 MPa

1 h



58 MPa

24 h

Natural plaster

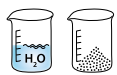


Ortho Plaster (KFO)

Specially for orthodontic and study models. Easy to mix and flows well. Harder than standard orthodontic stones. Easy to trim and smooth with a shiny, snow white surface.

Use recommendation: working models, opposing models, denture work, repairs, relines, additions, orthodontic work, demonstration models extra white

snow white



35 ml / 100 g



7-8 min.



12-15 min.



2 h



35 MPa

1 h



45 MPa

24 h

Natural plaster



Hard stone, type 3	Colour	paper bag 5 kg REF	carton á 4 x 5 kg paper bags REF	carton 25 kg REF	paper bag 25 kg REF
Hinridur® S	yellow	108101	108112	108147	108144
	blue	108201	108223	108247	108244
	super white	108301	108302	108347	108344
Laborit®	yellow	100220	100222	100229	100224
Ortho Plaster	snow white	-	-	104906 (22,7 kg)	-




Natural plaster

Hinrizit® E

Hinrizit® E is a special formulated dental stone with a high setting expansion. This special gypsum is used for the model creation and the investing during the use with dental acrylics where a high expansion is necessary to compensate the shrinkage of the acrylic dentures (e.g. SR Ivocap Injection System). Hinrizit® E is also usable for all flexible resins (e.g. Valplast; Flexstar / Nobilium).

Use recommendation: acrylic dentures

natural white



25 ml / 100 g



5-6 min.



10-12 min.



2 h



1 h



24 h



Natural plaster

Hinrizit® Super with a content of super hard stone, type 4

Hinrizit® Super is harder as normal hard stones cause of the content of a super hard stone. This special stone is ideal for the production of periodontal splints, model casting prosthesis, different regulations and for all indications where a regular hard stone is too soft and a super hard stone is too hard and expensive.

Use recommendation: working and checkbite casts, acrylic dentures, repairs, relines, situation casts.

grey, white, mint



26 ml / 100 g



5-6 min.



10-12 min.



2 h



1 h



24 h

Hard stone type 3	Colour	paper bag 5 kg REF	carton á 4 x 5 kg paper bags REF	carton 25 kg REF	paper bag 25 kg REF
Hinrizit® E	natural white	102250	-	102251 (20 kg)	-
	grey	102130	102132	102139	102134
Hinrizit® Super	white	102140	102142	102149	102144
	mint	102150	102152	102159	102154

Hinristone® Saphir

An extremely hard super hard stone with a snap-set effect (long working time). You can de-mould the die stone after 30 minutes and work on it. Hinristone® Saphir has a very creamy flowing property with a high thixotropy and low expansion. The extraordinary colours depend on special compounds which are scanable, absolutely homogenous and free from reams.

Use recommendation: implant models, saw-cut models, master models, scannable

golden brown, ivory, maize yellow, light grey, super white



Hinriplast® N resin-reinforced

Hinriplast® N is a resin-reinforced, fine-flowing super hard stone for the highest technical requirements with extremely smooth surface and an unusually edge stability. Owing to the employment of again-developed resin additives now a clearly longer stability in storage is reached.

Use recommendation: implant models, saw-cut models, master models

golden brown, ivory, apricot, pearl-grey



Hinristone® 20

A fine flowing and thixotropic super hard stone with an exceptional hardness. Outstanding edge stability and compressive strength, very good resistance to scratching and breakage while having a minimum expansion. Also available as Hinristone Speed, where a quick setting time (6-7 minutes) is desired.

Use recommendation: implant models, saw-cut models, master models

golden brown, yellow, green, white



Super hard stone type 4	Colour	paper bag 5 kg REF	carton á 4 x 5 kg paper bags REF	carton 25 kg REF	paper bag 25 kg REF
Hinristone® Saphir	golden brown	654000	654002	-	-
	ivory	654010	654012	-	-
	maize yellow	654020	654022	-	-
	light grey	654030	654032	-	-
Hinriplast® N	golden brown	106901	106906	106905	106904
	apricot	100690	100692	106709	100694
	ivory	100680	100689	106809	100684
	pearl-grey	100670	100679	106909	100674
Hinristone® 20	golden brown	100658	100652	165139	100654
	yellow	106508	106502	165119	106504
	green	106518	106512	165129	106514
	white	100758	100752	165169	100754

Super hard stone type 4 (low expansion)

Hinristone® 22


A reliable and thixotropic super hard stone with a high hardness. Hinristone® 22 offers smooth surfaces and good edge stability combined with a very low expansion.

Use recommendation: implant models, saw-cut models, master models

golden brown, yellow, green, white



Natural plaster



22 ml / 100 g



6-7 min.



12-14 min.



2 h



55 MPa

1 h



80 MPa

24 h

Hinristone® 24

A medium hard and thixotropic super hard stone. Hinristone® 24 offers smooth surfaces and good edge stability combined with a low expansion.

Recommendation: saw-cut models, control models, orthodontic cases, models for partial frameworks

golden brown, white



Natural plaster



24 ml / 100 g



6-7 min.



12-14 min.



2 h



50 MPa

1 h



75 MPa

24 h

Hinristone® Speed


A quick-setting super hard stone for carrying out urgent repairs. This stone is also suitable for opposing and study models. Due to its quick setting time the model can be removed after 10 minutes and further work completed on it.

Use recommendation: implant models, saw-cut models, master models, repairs

golden brown



Natural plaster



20 ml / 100 g



3-4 min.



5-6 min.



2 h



60 MPa

1 h



90 MPa

24 h

Japan-Stone

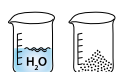
A synthetic super hard stone with low setting expansion, edge stability and toughness. For fabricating dental arches, check models and single dies for gold and porcelain work.

Use recommendation: implant models, saw-cut models, master models

white, golden brown



Synthetic plaster



20 ml / 100 g



5-6 min.



10-12 min.



2 h



60 MPa

1 h



90 MPa

24 h

SH 074

High compression strength and low expansion due to its composition. Models have edge stability and an excellent scratch-resistant, smooth surface. Extremely suitable for sectioned models, check models and master models.

Use recommendation: master models, control models, working and checkbite casts, orthodontics, very white show models

super white, pink



Synthetic plaster

Die Stone

For die models, crown and bridge work. Extremely accurate due to its low expansion. Very smooth, hard surface.

Use recommendation: saw-cut models, master models

peach



Natural plaster

CAM-Stone N Special stone for all scanning systems

Powdering stone models is unnecessary with CAM-Stone N. This special model stone was developed for optoelectronic scanning. It prevents interference from reflections in defined frequency ranges. The quick setting time allows treatment to be completed in one chairside appointment. CAMStone N reproduces detail exactly, has edge stability and is sharply defined.

Use recommendation: implant models, saw-cut models, master models, scannable

ivory



Natural plaster

Base Stone FL

A flowable stone for basing, which can be poured from the tub directly into the baseformer without vibrating. This extremely flowable special stone is suitable for basing all die and dental arch models and guarantees a bubble free base.

Use recommendation: Bases for dental arches, for sectioned models, for all pin systems when using gypsum

blue, green, white, deep blue, terracotta



Natural plaster

Base Stone natural

For basing dental arches, for overcasts and milling bases, for relining overbites and orthodontic models, for stress-free models and positioning pins exactly.

Use recommendation: Bases for dental arches, for sectioned models, for all pin systems when using gypsum

white, pink



Natural plaster

Super hard stone type 4 (low expansion)

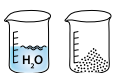
Super hard stone, type 4	Colour	paper bag 5 kg REF	carton á 4 x 5 kg paper bagsREF	carton 25 kg REF	paper bag 25 kg REF
Hinristone® 22	golden brown	106528	106529	165239	106524
	yellow	106538	106532	165219	106534
	green	106548	106542	165229	106544
	white	107508	107502	165269	107504
Hinristone® 24	golden brown	106558	106559	165339	106554
	white	107518	107512	165369	107514
Hinristone® Speed	golden brown	107650	107652	107659	107654
Japan-Stone	golden brown	100180	100182	100189	100186
	super white	100170	100172	100179	100176
SH 074	pink	100880	100882	100889	100886
	super white	100190	100191	100199	100196
Die Stone	peach	104700	-	104709 (22,7 kg)	-
CAM-Stone N	ivory	100725	107219	107218	107214
Base Stone FL	blue	109820	109822	109827	109824
	green	109840	109842	109847	109844
	white	109830	109832	109837	109834
	deep blue	109850	109855	109853	109854
	terracotta	109870	109872	109877	109874
	white	108730	108732	108737	108734
Base Stone natural	pink	108780	108782	108787	108784

HinriDie

HinriDie is made from raw materials from America and is preferred for high-quality prosthetic work because of its high compression strength and edge stability. Increased expansion compensates for the shrinkage of other materials.

Use recommendation: saw-cut models, master models, control models

green, golden brown



21 ml / 100 g



6 min.



10-13 min.



2 h



45 MPa

1 h



90 MPa

24 h




Natural plaster

Hinristone® E

A fine flowing thixotropic super hard stone, which offers extraordinary hardness made of high purity natural stone. Its high expansion compensates for the contraction of other material. Hinristone E has a high scratch and fracture resistance and is especially suitable for first class prothesis.

Recommendation: saw-cut models, master models, control models

golden brown



20 ml / 100 g



7 min.



12-14 min.



2 h



60 MPa

1 h



90 MPa

24 h



Natural plaster

Super hard stone, type 5	Colour	paper bag 5 kg REF	carton á 4 x 5 kg paper bags REF	carton 22,7 kg REF	paper bag 25 kg REF
HinriDie	green	-	-	105604	-
	golden brown	-	-	105614	-
Hinristone® E	golden brown	100760	100762	-	100764



Model system Profident 2010

This innovative, reliable model system ensures maximum precision and saves a great deal of time and material. There is no need to invest in additional, expensive equipment. The Profident 2010 can also be used for fabricating high-quality sectioned models quickly.

After preparing the impression, the complete model including the base is fabricated in one step. The Profident 2010 has a preformed, dimensionally stable split cast. The components and pin base plates, which are supplied in two sizes, are reusable and cover all applications.


Profident 2010

complete starter set

REF 890000

1 x working instruction; 3 x pin base plate, size 1; 2 x pin base plate, size 2; 3 x study model plate, size 1; 2 x study model plate, size 2; 2 x model sleeve, size 1; 1 x model sleeve, size 2; 1 x removal device; 1 x 100 ml Profi sep 2010; 1 x positioner plate, size 1; 1 x positioner plate, size 2.

Model production in
less than 10 minutes



Also single available:

Pin base plate incl. split cast plate and magnet	size 1	REF 890001
Model sleeve	size 1	REF 890002
Study model plate	size 1, 25 plates	REF 890003
Abhebevorrichtung	size 1	REF 890004
Pin base plate incl. split cast plate and magnet	size 2	REF 890011
Model sleeve	size 2	REF 890012
Study model plate	size 2, 25 plates	REF 890013
Removal device	size 2	REF 890014
Profi sep 2010 (separating agent)	100 ml	REF 890021
Profi sep 2010 (separating agent)	500 ml	REF 890022
Profi sep Clean (cleaning agent)	400 ml	REF 890023
Cleaning pen, gray		REF 890099

Pin base plate ECO incl. magnet

A base plate with plastic pins (instead of metal pins) as an economic solution for the perfect model, compatible with the model system Profident 2010.



Pin base plate ECO incl. magnet

size 1, 10 pieces

REF 890005

Split cast plate inkl. Magnet

size 1, 10 pieces

REF 890008

Model hammer

For ensure an easy remove of the pin base plate ECO.



Model hammer

REF 890031

HinriPoly 1:1

A two component (1:1) model material based on polyurethane with a low shrinkage for the production of demonstration and presentation models and for internal control models as well.

- very low-viscous (thin flowing)
- easy to process
- long working time
- low shrinkage < 0,1 %
- stable in dimension
- high precision and edge stability
- easy to mill and grind
- optionally dyeable in different colours

HinriPoly 1:1, Komp. A + B

2 x 1.000 ml

REF 721600



NEW

Base former

By means of the HINRICHS base former, the model creation obtains a fast, economical and clean working basis. After 5 seconds only, the perfect base former is ready for each impression. The simple handling and the high economic efficiency (low consumption of material) turns the base former into an important practice attendant.

Base former	set (upper & lower jaw)	REF 890100
Base former	set (upper jaw)	REF 890101
Base former	set (lower jaw)	REF 890102



Gypsum Gloss

Impregnation for gypsum models

An environmentally acceptable impregnation for all gypsum models. The gypsum models get thru the gloss bath a moisture-, fat- and dust repellent and a shiny surface as well.

Gypsum Gloss

4.500 ml canister

REF 109120



Setting accelerator

Proven accelerator for all types of dental gypsum and gypsum bound investment to reduce the setting time. Depending on the amount which shall be mixed add 1-10 g powder to the mixing water and then mix it thoroughly with the gypsum.

Setting accelerator	1 kg can	REF 100401
Setting accelerator	5 kg bag	REF 100402





GipEx

Gypsum solvent agent

For removing gypsum and investment residue from acrylic, dentures, impression trays, instruments etc.. Does not contain acid. Can also be used in ultrasonic cleaners. Solution is ready to use. Do not dilute.

GipEx	1.000 ml bottle	REF 100910
GipEx	5.000 ml canister	REF 100911



GipEx Tabs

High reactive binder for dental gypsum, phosphate bound investments in the gypsum separator. Prevents a blockage of the waste pipes, reduces unpleasant smells and facilitates the cleaning of the separator.

GipEx Tabs	2 pieces	REF 100915
GipEx Tabs	10 pieces	REF 100916
GipEx Tabs	25 pieces	REF 100917



Hinrisep G

Gypsum Separator

Provides reliable separation between gypsum layers when sprayed dry surface of gypsum. Also usable for Base Stone FL (flowable). Hinrisep G dries quickly, seals the surface effectively and does not create a greasy film.

Hinrisep G	250 ml pump spray bottle	REF 100920
Hinrisep G	1.000 ml refill bottle	REF 100921



Hinrisep K

Acrylic Separator

For hot and cold-curing resins. Alginate-based seal for gypsum models when used with acrylics. The thin smooth film is scratch-resistant and reliably separates gypsum from acrylic.

Hinrisep K	1.000 ml bottle	REF 109221
Hinrisep K	5.000 ml canister	REF 109222

Neutralgin

Neutraliser for alginate impressions

For sealing alginate impressions. Prevents alginate acid from discharging, resulting in smooth gypsum models. The separating liquid can be used for all types of alginates.

Neutralgin	250 ml pump spray bottle	REF 100940
Neutralgin	1.000 ml refill bottle	REF 100941
Neutralgin	5.000 ml canister	REF 100942



Hinrisol

Alcohol-Based Surface Wetting Agent

Not suitable for polyether!

For reducing surface tension, neutralising and cleaning silicone, wax and resin surfaces without leaving a film. Hinrisol is compatible with all silicone-based impression and duplicating materials.

Hinrisol	250 ml pump spray bottle	REF 109400
Hinrisol	1.000 ml refill bottle	REF 109401



Hinrisid

Surfactant Debubblizer

Suitable for polyether!

HINRICHS surfactant is a universal wetting agent for fabricating gypsum models without bubbles in silicone impressions.

Hinrisid	250 ml pump spray bottle	REF 109410
Hinrisid	1.000 ml refill bottle	REF 109411



Spray bottle

For propellant-free spraying of liquids (e.g. Neutralgin, Hinrisol, Hinrisid).



pump spray bottle	250 ml	REF 516003
-------------------	--------	------------



Mixing Spatula

For gypsum, resins and cements. Wooden handle. 21.5 cm

Measuring Cylinder

Made from PMP. Clear. Graded in 1 ml

Gypsum Knife

According to Gritmann. Wooden handle and flask opener. 17 cm

Aluminum gypsum scoop

For gypsum and investments, size: 210 mm
for approx. 160 g powder

Mixing Spatula	REF 516000
Measuring Cylinder	REF 516001
Gypsum Knife	REF 516002
Aluminum gypsum scoop	REF 891006



Digital Solar Scale

Operation with solar energy, excess energy is conserved and used under poorly lighting conditions, scales to max. 2.000 g.
0 - 100 g d = 0,5 g / 100 - 2.000 g d = 1 g

Digital Solar Scale	REF 516007
---------------------	------------



The flaskless duplicating technique

Economical and accurately fitting

In dental technology, duplicating models for chrome-cobalt have always involved using flasks in a variety of shapes and sizes. When using the ERNST HINRICHS system, flasks are no longer required.

This new method of duplicating using silicone was the basis for further innovative developments - especially in materials and technical methods - and has led to the current well-known flaskless duplicating technique.

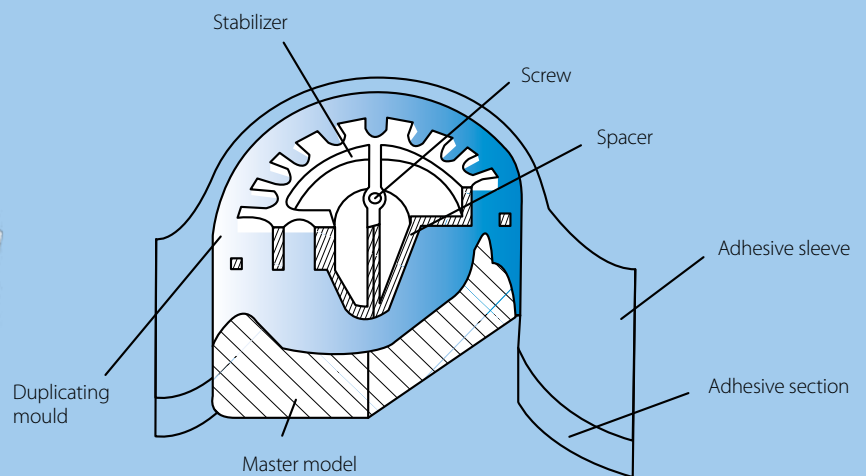
For further information about the flaskless duplicating technique refer to our technical brochure (REF 902033), which may be obtained free of charge from our sales representative or direct from the ERNST HINRICHS technical department.



Model with adhesive duplicating tape ready for duplicating



Cross-section of a flaskless duplicating mould



Fixation device for flaskless duplication

Dental Duplicating materials

DIN EN ISO 14356

The international norm DIN EN ISO 14356 defines requirements and a method of testing, which are mainly allowed for the manufacture of flexible forms. These forms are mainly used for the production of positive copies made out of heat-resistant investments or gypsum models.

There are two different types of duplicating materials:

Type 1: reversible duplicating materials (e.g. duplicating gel)

Type 2: irreversible duplicating materials (e.g. duplicating silicone)

The ISO norm requires especially a high accurate reproduction, a heat-resistant, an elastic reforming, digestibility with dental gypsum and investments, a high tear resistance. Type 1 products require additionally special liquid and filling temperatures and a resistance against fungus growing.

Conventional duplicating gel has been largely replaced in Germany due to the development of suitable silicones. ERNST HINRICHS offers addition-curing duplicating silicones with high Shore A hardness and tear growth resistance for the adhesive tape and flask technique. All types of silicones are suitable for automatic dispensers.



Hinrisil® KL

Addition-curing duplicating silicone, type 2, pink

An addition-curing duplicating silicone with a high Shore A hardness usable for the adhesive tape and flask technique. Suitable for automatic dispensers. Shore A hardness: > 24

Hinrisil® KL	2 x 1 kg bottle	REF 100790
Hinrisil® KL	2 x 6 kg canister	REF 100793
Hinrisil® KL	2 x 25 kg canister	REF 100794



Hinrisil®

Addition-curing duplicating silicone, type 2, green

An extremely flowable addition-curing duplicating silicone with a lower Shore A hardness usable for flask duplication. Suitable for automatic dispensers. Shore A hardness: 16-18

Hinrisil®	2 x 1 kg bottle	REF 107940
Hinrisil®	2 x 6 kg canister	REF 107943
Hinrisil®	2 x 25 kg canister	REF 107944

Hinrisil® hydro

Addition-curing duplicating silicone, type 2, emerald

An addition-curing duplicating silicone with hydrophilic properties. Because of the hydrophilic surface wetting agents are no longer required. Smooth model surface without surfactants. Hinrisil® hydro is suitable for the material-saving flaskless duplicating technique.

Suitable for automatic dispensers. **Shore A hardness: 22-24**

Hinrisil® hydro	2 x 1 kg bottle	REF 107960
Hinrisil® hydro	2 x 6 kg canister	REF 107963
Hinrisil® hydro	2 x 25 kg canister	REF 107964



Hinrisil® Speed

Addition-curing duplicating silicone, type 2, yellow

A rapid- and addition-curing duplicating silicone, developed especially for express jobs using adhesive duplicating tapes or flasks. Remove Hinrisil® Speed from the duplicating mould after just 10 minutes. **Shore A hardness: 24**

Hinrisil® Speed	2 x 1 kg bottle	REF 107970
Hinrisil® Speed	2 x 6 kg canister	REF 107973
Hinrisil® Speed	2 x 25 kg canister	REF 107976



Technical data:

accord. DIN EN ISO 14356

	Hinrisil® KL	Hinrisil®	Hinrisil® hydro	Hinrisil® Speed
Mixing ratio:	1:1	1:1	1:1	1:1
Mixing under vakuum (sec.):	40	40	40	40
Working time (min.):	> 5	> 5	> 5	3 - 4
Curing time (min.):	30 - 45	30 - 45	30 - 45	10
Tensile strength (MPa):	ca. 2,2	ca. 1,8	ca. 2,5	ca. 2,2
Elongation at break (%):	310	220	380	310
Tear strength (N/mm):	6,5	3,0	6,8	6,5
Shore A hardness:	>24	16 - 18	22 - 24	24
Colour:	pink	green	smaragd	yellow

Hinrigel

Duplicating gel, type 1

Hinrigel is a high-quality and reversibly duplicating mass. The fine-flowing duplicating gel is suitable for investments and dental gypsum. Hinrigel has a high elasticity and volume stability.

green



Hinrigel	6 kg bucket	REF 107953
----------	-------------	------------

Duplicating starter set

Save silicone with the flaskless duplicating system

The starter set contains all necessary products for the flaskless duplicating system to allow a economical duplicating and investing for the production of partial frameworks.

Content: 1 x 2 x 1 kg Hinrisil® Speed, 1 x 40 m adhesive duplicating tape, 3 x Stabilizer Size 2, 1 Fixation device, 1 x 250 ml Hinrisol, 1 x 25 m disposable ring tape, 1 poster duplicating technique, 1 poster investing technique, 1 produkt catalog (also single available)



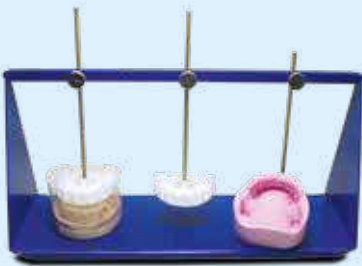
Duplicating technique

starter set

REF 891999

Fixation device

Device for positioning the stabilizer when using the flaskless duplicating procedure.



Fixation device

REF 891001

Duplicating cross

Device for flaskless duplication without the fixation device. A practical accessory when the duplicating material is to be vulcanised cured under pressure.

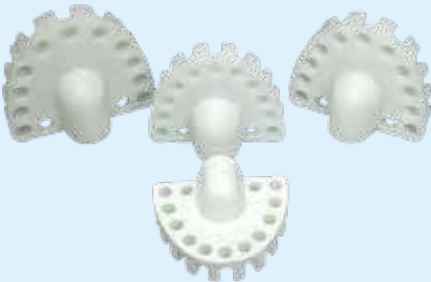


Duplicating cross

REF 891002

Stabilizer, white

For stabilizing the silicone mould when using the flaskless duplicating procedure. Supplied in four sizes.



Stabilizer	Size 1 (57 x 44 mm)	REF 891003
Stabilizer	Size 2 (62 x 48 mm)	REF 891004
Stabilizer	Size 3 (66 x 55 mm)	REF 891005
Stabilizer	Size 4 (72 x 60 mm)	REF 891006

Adhesive duplicating tape

Duplicating ring tape for the flaskless duplicating technique. Content: 40 m.
Height: 50 mm, Adhesive area: 8 mm

Adhesive duplicating tape	40 m	REF 891007
Adhesive duplicating tape	25 m with space-remaining adhesive surface	REF 891008



Dispensing pump

- plastic dispensing pump inclusive lid, suitable for the 6 kg canister of the 1:1 duplicating silicones from ERNST HINRICHS
- allows an exact weighing of duplicating silicones
- no dipping
- the lids (A/B) have different colours to differ the silicone components

Pump with lid (white)	for 6 kg canister, Comp. A	REF 891030
Pump with lid (red)	for 6 kg canister, Comp. B	REF 891031
Pump with lid (black)	for 6 kg canister, Comp. A+B	REF 891034



Economical duplicating flasks, blue

Plastic duplicating flask with 3 sections for cost saving, problem-free duplicating with Hinrisil® duplicating silicones. Consists of a flask base, flask ring and stabilizer. Supplied in two sizes.

Flask complete	Size 1 (68 x 81 mm), set	REF 891020
Flask complete	Size 2 (73 x 91 mm), set	REF 891021
Flask base single	Size 1 (68 x 81 mm)	REF 891022
Flask base single	Size 2 (73 x 91 mm)	REF 891025
Flask ring single	Size 1 (68 x 81 mm)	REF 891023
Flask ring single	Size 2 (83 x 91 mm)	REF 891026
Stabilizer with retention retainers	Size 1	REF 891024
Stabilizer with retention retainers	Size 2	REF 891027



Dispenser unit DA 2020 1 : 1

Mixing and dosing unit for 1:1 duplicating silicones for the modern laboratory

The unit conveys, doses and mixes the duplicating silicones fully automatically and provides exactly the desired material quantity at the push of a button. Fast lock sets are available for 2x1 kg and 2x6 kg.

The advantage: The fluid quantity can be regulated individually.

DA 2000 includes: 10 mixing tips, fast lock set for 2 x 1 kg and 2 x 6 kg.

Dispenser unit DA 2020		REF 891902
Disposable mixing tips	pack of 100, pink	REF 891910
Fast-lock with cover for 6 kg canister (A+B)		REF 891934



Gypsum-bonded investments



L 36[®] DIN EN 15912 soldering compound, type 3, brown

A top quality material developed from many years' experience. No expansion or shrinkage of invested patterns. Suitable for all metals. Exceptionally high heat resistance. Can be heated immediately with a large flame.

L 36	5 kg bag	REF 100270
L 36	5 kg bucket	REF 100271
L 36	10 kg bucket	REF 100273
L 36	25 kg carton	REF 100279
L 36	25 kg bag	REF 100274



Thermal type 1, class 1 + 2, white

A gypsum-bonded investment for standard casting work and fabricating jewellery. Produces smooth castings without finning. Easy to use.

Thermal	5 kg bag	REF 100250
Thermal	25 kg carton	REF 100252
Thermal	25 kg bag	REF 100254



Hinrivest[®] G type 1, class 2, white

A gypsum-bonded and graphite-free precision investment for precious metals and low-melting alloys. Expansion can be regulated by the ratio of water used. Finegrained. High degree of accuracy and surface quality. Can be put into a preheated furnace.

Hinrivest [®] G	5 kg (aluminium bag)	REF 102511
Hinrivest [®] G	20 kg (4 x 5 kg)	REF 102514

Casting Work

We also offer support for casting work. Our technicians, experienced in CoCr, one-piece casting and crown and bridge work, are available for seminars or practical courses on request. Of course we can always give you advice over the telephone.

Contact us and we will be happy to help you.

Hinrivest® CoCr type 2, class 1

A conventional preheating phosphate-bonded and graphite-free investment for CoCr partial frameworks. This proven phosphate-bonded, graphite-free investment assures a precise fit and smooth surface.

Hinrivest® CoCr	5 kg carton (28 x 180 g PB)	REF 102401
Hinrivest® CoCr	20 kg carton (112 x 180 g PB)	REF 102402
Hinrivest® CoCr	20 kg carton (50 x 400 g PB)	REF 102403
Hinrivest® CoCr	20 kg carton (4 x 5.000 g PB)	REF 102404



Hinrivest® SG type 2, class 2

A phosphate-bonded, graphite-free investment for CoCr partial frameworks specially developed for the speed preheating technique. Suitable for casting all types of dental alloys.

Hinrivest® SG	5 kg carton (28 x 180 g PB)	REF 102411
Hinrivest® SG	20 kg carton (112 x 180 g PB)	REF 102412
Hinrivest® SG	20 kg carton (50 x 400 g PB)	REF 102413



Hinrivest® KB type 1, class 2

A speed casting universal investment for casting all types of precious and non-precious alloys in crown and bridge and combined techniques. Also ideal for direct firing of pressable ceramics. Ultra-fine grains, excellent accuracy and surface quality.

Hinrivest® KB	5 kg carton (32 x 160 g PB)	REF 109601
Hinrivest® KB	20 kg carton (125 x 160 g PB)	REF 109602



Hinrivest® Press type 1, class 2

A phosphate bonded, graphite free precision investment especially developed for all press-able ceramic systems in the speed casting technique. Produces only very thin reaction layers, therefore it's recommended for pressing lithium disilicate ceramics.

- excellent expansion control
- super fine powder, very creamy
- consistency and working properties
- the well-balanced grading curve guarantees very smooth surfaces of the ceramics
- fast preheating saves time

Hinrivest® Press	5 kg carton (50 x 100 g PB)	REF 241001
------------------	-----------------------------	------------



Hinrivest® RP type 1, class 2

A super fine phosphate bonded, graphite free precision investment for the production of partial denture frameworks. Hinrivest® RP is developed especially for the casting of printed (rapid prototyping) and milled wax & resin parts.

- super fine corn size, creamy consistency
- perfect fitting, very smooth casting surface
- easy to divest

Hinrivest® RP	20 kg carton (50 x 400 g PB)	REF 102433
---------------	------------------------------	------------





Hinrivest® Liquid

Expansion liquid for regulating setting expansion of phosphate-bonded Hinrivest® investments. Can be diluted with distilled water.

Hinrivest® Liquid	1 Liter bottle	REF 107820
Hinrivest® Liquid	3 Liter canister	REF 107821
Hinrivest® Liquid	25 Liter canister	REF 107824

Hinrivest® Liquid High Ex

Special liquid contains a higher proportion of silica solution and other particles for higher expansion values. For fabricating CrCo telescopic work and also for other phosphate-bonded investments.

Hinrivest® Liquid High Ex	1 Liter bottle	REF 107830
Hinrivest® Liquid High Ex	3 Liter canister	REF 107831



Disposable ring tape

Adhesive disposable ring tape for use when investing CrCo.

The surface area of the investment mould's outer surface is increased considerably due to the corrugated effect of the ring material. This increases the amount of heat absorbed during burnout. The diameter of the mould is no greater than that of the duplicate model. This saves investment and space within the furnace.

Disposable ring tape	25 m	REF 892001
----------------------	------	------------



Silicone sleeves, model form

Vertical groove structure on the inside of the ring increases the surface area. Setting expansion is not affected, ensuring an optimum fit of the casting. Use of a silicone sleeve ensures a more uniform heat uptake and controlled cooling of the mould. The whole span of the pattern can be placed at the same distance from the mould wall, optimising the fit of the casting.

Silicone sleeves	Size 0 (ø 70 mm x 55 mm)	REF 892017
Silicone sleeves	Size 1 (ø 75 mm x 60 mm)	REF 892003
Silicone sleeves	Size 2 (ø 80 mm x 65 mm)	REF 892004
Silicone sleeves	Size 3 (ø 90 mm x 75 mm)	REF 892005

Model-shaped base plate, model form

For CrCo and ringless direct-wax investing with the model-shaped silicone sleeve.

with sprue-former	Size 0 (ø 70 mm x 55 mm)	REF 892018
with sprue-former	Size 1 (ø 75 mm x 60 mm)	REF 892019
with sprue-former	Size 2 (ø 80 mm x 65 mm)	REF 892020
with sprue-former	Size 3 (ø 90 mm x 75 mm)	REF 892021
without sprue-former	Size 0 (ø 70 mm x 55 mm)	REF 892022
without sprue-former	Size 1 (ø 75 mm x 60 mm)	REF 892006
without sprue-former	Size 2 (ø 80 mm x 65 mm)	REF 892007
without sprue-former	Size 3 (ø 90 mm x 75 mm)	REF 892023

Wax adhesive

Residue-free adhesive for use with preformed wax patterns on unhardened ERNST HINRICHS CrCo investment duplicate models. The wax adhesive should be applied thinly to ensure retention of the patterns on the duplicate model.



Wax adhesive	30 ml	REF 892030
Wax adhesive	100 ml	REF 892031

Plunger Aluoxid

Manufactured from high purity aluminium oxide (> 99.8 % Al₂O₃), reusable many times, no micro cracks in the sprues, suitable for all pressable ceramic systems.

Available in 2 diameter: Ø 12 mm and Ø 13 mm.



Plunger Aluoxid	Ø 12 mm, size 37 mm, 2 pieces	REF 892060
Plunger Aluoxid	Ø 13 mm, size 35 mm, 2 pieces	REF 892059

Disposable Plunger

- No preheating of the plunger!
- Easy to handle
- no more time-consuming divesting of reusable plungers
- no micro cracks in the sprues
- suitable for all pressable ceramic systems


Available in 2 diameter: Ø 12 mm and Ø 13 mm. Content: 50 pieces



Disposable Plunger	Ø 12 mm, 50 pieces	REF 892061
Disposable Plunger	Ø 13 mm, 50 pieces	REF 892063

Sprue formers

Made from flexible injection-molded plastic for multiple use as a sprue-former in CrCo rings.



Sprue formers	100 pieces	REF 892036
---------------	------------	------------



Base plates with silicone sleeves, round

For economic, direct investing with the model base plate for crown and bridge work. Vertical groove structure on the inside of the ring increases the surface area. Setting expansion is not affected, ensuring an optimum fit of the casting. Use of a silicone sleeve ensures a more uniform heat uptake and controlled cooling of the mould. Sprue formers are supplied with these silicone sleeves in sizes 3, 6 and 9.

Round silicone sleeves	Size 3, Ø innen: 45 mm	REF 892040
Round silicone sleeves	Size 6, Ø innen: 62 mm	REF 892041
Round silicone sleeves	Size 9, Ø innen: 75 mm	REF 892042
Round casting mould base with sprue former, white	Size 3	REF 892050
Round casting mould base with sprue former, white	Size 6	REF 892051
Round casting mould base with sprue former, white	Size 9	REF 892052



Silicone Sleeves Ceram

For a well known press-ceramic systems (e.g. Degussa, Ivoclar). The corrugated effect of the muffle surface area will regulate the solidification of the ceramic. Easy handling.

Silicone sleeve ceram 100	100 g	REF 892010
Silicone sleeve ceram 200	200 g	REF 892011

Muffle system Ceram

Muffle system for silicones sleeves Ceram (for lithium disilicates press systems), available in 2 sizes.

Each set contains 3 mould bases and 3 mould gauges.



Muffle system Ceram 100	Ø 13 mm, pack of 3 sets	REF 892012
Muffle system Ceram 200	Ø 13 mm, pack of 3 sets	REF 892013

Hinri-Alloy CoCr

Composition (in % by mass): Co: 62.0 Cr: 31.0 Mo: 5.0
Other <1%: Si, C, Mn, Fe

Hinri-Alloy CoCr is a universal alloy for partial denture frameworks with clasps. This alloy has an optimized flow-rating. The casted partials are easy to prepare and polish. Hinri-Alloy CoCr is very corrosion-resistant and free of beryllium, indium and gallium.

Area of application: Non precious alloy based on cobalt for removable dentures accord. DIN EN ISO 22674, type 5.



Hinri-Alloy CoCr 1.000 g REF 893040

Hinri-Alloy CB

Composition (in % by mass): Co: 64.0 Cr: 21.0 Mo: 6.0 W: 6.0
Other <1%: Si, Fe, Mn

Because of the low vickers hardness Hinri-Alloy CB allows an optimal preparation and polishing. The alloy is very flexible during handling, ideal for crowns and bridges and milling work. It can be bonded with all standard high sintering porcelains. Hinri-Alloy CB is high corrosion-resistant and free of beryllium, indium and gallium.

Area of application: Non precious casting alloy based on cobalt for metal-ceramic accord. DIN EN ISO 22674, type 5.



Hinri-Alloy CB 250 g REF 893023
Hinri-Alloy CB 500 g REF 893022

Hinri-Alloy N

Composition (in % by mass): Ni: 63.0 Cr: 25.0 Mo: 9.0 Si: 2.0 Nb: 1.0

Hinri-Alloy N is a high corrosion resistant bonding alloy based on nickel. Hinri-Alloy N is applicable for the laser technique and convinces through the low oxidation during the porcelain firings, also after several firing cycles. Hinri-Alloy N can be used with all standard high-sintering bonding porcelains and is free of beryllium, indium and gallium.


Area of application: Non precious casting alloy based on nickel for metal ceramic accord. DIN EN ISO 22674, type 3.



Hinri-Alloy N 1.000 g REF 893030

Date of information: 02/2019

Technical data (guidelines):	Hinri-Alloy CoCr	Hinri-Alloy CB	Hinri-Alloy N
Proof stress Rp 0.2 (MPa):	609	570	362
Elongation at rupture A5 (%):	6.2	10.0	26.0
Modulus of elasticity (GPa):	200	194	191
Coefficient of expansion WAK 25-500 °C:	-	$14.1 \times 10^{-6} \text{ K}^{-1}$	$13.7 \times 10^{-6} \text{ K}^{-1}$
Coefficient of expansion WAK 25-600 °C:	-	$14.6 \times 10^{-6} \text{ K}^{-1}$	$14.0 \times 10^{-6} \text{ K}^{-1}$
Tensile strength Rm (MPa):	761	734	602
Vickers hardness VH 10:	390	286	180
Density (g/cm ³):	8.3	8.8	8.3
Melting range (°C):	1.340-1.400	1.309-1.417	1.298-1.344
Casting temperature (°C):	1.450	1.460	1.380
Max. oxide fixing temperature (°C):	-	935	950



Special Solder


CrCo-based soldering rods for all CrCoMo alloys. The high melting range guarantees that the solder has a high diffusion depth. This produces very strong soldering joints. After soldering, porcelain is easily applied to the nickel-free, special solder.

Melting range: 1.071 - 1.260 °C

CoCrMo Special Solder, 2 mm	20 g (approx. 80 mm x 2 mm including flux), nickel-free	REF 893060
CoCrMo Special Solder, 1 mm	10 g (approx. 80 mm x 1 mm including flux), nickel-free	REF 893061

Melting range: 992 - 1.185 °C

CoNiCr Special Solder 2 mm	10 g (approx. 80 mm x 2 mm including flux), contains nickel	REF 893066
----------------------------	-------------------------------------------------------------	------------



Laser welding rods

CrCo-based laser welding rods for biocompatible connections of CrCo castings with laser welding.

- Suitable for CrCo denture framework and bonding alloys
- Easy porcelain application
- Carbon-free

Laser welding rods	7 rods à 0,5 g (0.5 mm x 250 mm)	REF 893062
--------------------	----------------------------------	------------



HinriPress®

HinriPress® is the cold-curing allrounder among all denture base acrylics and especially designed for dental technicians who like to cover all indications with only one product.

Indications:

- Completion of model cast dentures
- Partial or total relinings (indirect method)
- Additions and repairs

HinriPress® liquid	1.000 ml, colourless	REF 721000
HinriPress® powder	1.000 g, pink	REF 721010
HinriPress® powder	1.000 g, pink opaque	REF 721011
HinriPress® powder	1.000 g, colourless clear	REF 721012



HinriPress® Vario

HinriPress® Vario is a cold-curing allrounder among all denture base acrylics. The expanded processing time of this material allows the dental technicians a most stress-free handling.

Indications:

- Completion of model cast dentures
- Partial or total relinings (indirect method)
- Additions and repairs

HinriPress® Vario liquid	1.000 ml, colourless	REF 721100
HinriPress® Vario powder	1.000 g, pink	REF 721110
HinriPress® Vario powder	1.000 g, pink opaque	REF 721111
HinriPress® Vario powder	1.000 g, colourless clear	REF 721112



HinriDon


HinriDon is an economic, cadmium-free denture base resin that guarantees high quality results by using any known hot-curing polymerization technique

Indications:

- Total upper and lower dentures by using the pressing-/packing technique

HinriDon liquid	1.000 ml, colourless	REF 721200
HinriDon powder	1.000 g, pink	REF 721210
HinriDon powder	1.000 g, pink opaque	REF 721211
HinriDon powder	1.000 g, colourless clear	REF 721212





HinriPress® Veins

Viscose fibres to be mixed into denture resins for the individual design of a veined appearance.

HinriPress® Veins

5 g

REF 721500



HinriPress® flask S

Flask for the silicone embedding according to the HinriPress® resin pouring system. With a transparent flask-cover, steel bottom with integrated boiling out plate and canal stabber.

HinriPress® flask S

1 piece

REF 721502



HinriPress® flask G

Two piece flask for the gel embedding according to the HinriPress® resin pouring system. With a transparent flask-cover and canal stabber.

HinriPress® flask G

1 piece

REF 721503

Aluminium Oxide 250 µm, 110 µm, 50 µm white

For sandblasting restorations made from any type of alloy. HINRICHS' high-grade corundum does not cause silicosis and complies with health and safety regulations. The sharp-edged grains and extreme hardness guarantee very efficient sandblasting.

Other corn sizes are on request available.

Aluminium Oxide	5 kg canister	250 µm	REF 100291
Aluminium Oxide	10 kg canister	250 µm	REF 100293
Aluminium Oxide	25 kg bag	250 µm	REF 100294
Aluminium Oxide	25 kg carton	250 µm	REF 102909
Aluminium Oxide	5 kg canister	110 µm	REF 100301
Aluminium Oxide	10 kg canister	110 µm	REF 100303
Aluminium Oxide	25 kg bag	110 µm	REF 100304
Aluminium Oxide	25 kg carton	110 µm	REF 103009
Aluminium Oxide	5 kg canister	50 µm	REF 100311
Aluminium Oxide	10 kg canister	50 µm	REF 100313
Aluminium Oxide	25 kg bag	50 µm	REF 100314
Aluminium Oxide	25 kg carton	50 µm	REF 103107



Glass Beads 125 µm, 50 µm white

For carefully cleaning and condensing sensitive surfaces. (No damage to precious and non-precious alloys etc.). Silicosis-free material produced in Germany. Supplied in grain sizes 125 µm and 50 µm.

Glass Beads	5 kg canister	125 µm	REF 100331
Glass Beads	10 kg canister	125 µm	REF 100333
Glass Beads	25 kg bag	125 µm	REF 100334
Glass Beads	25 kg carton	125 µm	REF 103309
Glass Beads	5 kg canister	50 µm	REF 100341
Glass Beads	10 kg canister	50 µm	REF 100343
Glass Beads	25 kg bag	50 µm	REF 100344
Glass Beads	25 kg carton	50 µm	REF 103409



Poliresin®

An odourless polishing agent specially developed for polishing acrylic dentures. Poliresin® is used in the same way as pumice, but smooths even more effectively and has a 30 % longer life span. The acrylic is gently polished due to the unique crystalline structure of Poliresin®. The time required for the subsequent high-lustre polish is greatly reduced.

Poliresin®	2 kg bag	REF 100320
Poliresin®	4 x 2 kg bag	REF 100321
Poliresin®	10 kg bag	REF 100323
Poliresin®	10 kg carton	REF 100324





Pumice powder fine, medium, coarse

Guaranteed quartz-free polish. In grain sizes fine, medium and coarse. No risk of silicosis. Excellent working properties. Our pumice powder is an unprocessed and environmentally friendly natural product which can easily be disposed of after use.

	fine	medium	coarse
5 kg bag	REF 100350	REF 100360	REF 100370
4 x 5 kg bag	REF 100352	REF 100362	REF 100372
20 kg carton	REF 103509	REF 103607	REF 103707
25 kg bag	REF 100354	REF 100364	REF 100374



Pumice-Sep

- ready to use liquid for pumice powder and Poliresin®
- the liquid reaches a high bactericidal and fungicidal (e.G. Candida albicans) effect
- prevents effective unpleasant odours
- Delays efficiently and permanently dehydration of the polishing material
- Does not contain formaldehyde and is biodegradable.

Pumice-Sep	1 Liter bottle	REF 103801
Pumice-Sep	5 Liter canister	REF 103802



Pumice Paste

- ready to use pumice paste for polishing of acrylic dentures
- the liquid reaches a high bactericidal and fungicidal (e.G. Candida albicans) effect
- prevents effective unpleasant odours
- Delays efficiently and permanently dehydration of the polishing material
- Does not contain formaldehyde and is biodegradable.

Pumice Paste	5 kg bucket	REF 100381
Pumice Paste	10 kg bucket	REF 100382
Pumice Paste	25 kg bucket	REF 100383



Whiting white

Fine, high-purity polishing material for polishing acrylics and temporary crowns, quartz-free.

Whiting	5 kg bag	REF 100390
Whiting	25 kg bag	REF 100394

Hinriform Gingiva / Gingiva soft

A-silicone for fabricating gingival masks. Hinriform® Gingiva is an A-silicone with a high Shore A hardness for fabricating of gingival masks in the direct application in the impression and the indirect fabrication technique on the model.

- High final Shore A hardness > 70, very strong tear resistance
- short vulcanisation time of 7-8 minutes easy to cut and grind
- cartridges are usable for all standard 50 ml dispenser systems
- applicable for the complete crown and bridge technique and implantology

Hinriform Gingiva soft: with reduced Shore A hardness of 40.

Hinriform Gingiva	2 x 50 ml + 12 mixing tips	REF 793040
Hinriform Gingiva soft	2 x 50 ml + 12 mixing tips	REF 793030



NEW

Hinriform Gingiva Sep

A separating agent spray for use with A-silicones. Hinriform Gingiva Sep prevents different A-silicone impression materials bonding together, ensuring optimal separation of the two different impression materials after curing.

Hinriform Gingiva Sep	85 ml	REF 793050
-----------------------	-------	------------



NEW

Hinriform 90 x-hard

Kneadable two-component A-silicone with a greatly increased final setting Shore. A hardness of > 90 after 24 hours. Mixing ratio of components A and B: 1 : 1. Very low shrinkage < 0.01%. Optimal working and hardening times according to requirements. Exact reproduction of details. Cuts easily and is resistant to inorganic chemicals. Excellent mechanical properties after hardening.

Hinriform 90 x-hard 1 : 1	2 x 1,5 kg	REF 793000
Hinriform 90 x-hard 1 : 1	2 x 5,0 kg	REF 793001



Implantray

- High class presentation of your implant works, reusable
- Clear, coordinated arrangement for the direct use at the dentist's chair
- The logical construction makes the local insertion easier
- Transport protection and model for implant works

Size: 28.5 cm x 18.5 cm x 3.5 cm

Implantray	1 piece	REF 804000
Implantray	5 pieces	REF 804001
Implantray	10 pieces	REF 804002



The pictured instruments are not included in the delivery!

Recommended by the
Implantologische
Gesellschaft
für Zahnärzte eG **IGfZ**

Hinritray Upper jaw

Light-curing tray material for fabricating functional trays, custom trays, bite-blocks, registration bite plates and for other uses in the laboratory. Each side must be polymerized for 4 minutes. Supplied in packs of 50 preformed templates for upper and lower arches in pink, blue and transparent.

Hinritray	50 blanks, pink	REF 801000
Hinritray	50 blanks, blue	REF 801010
Hinritray	50 blanks, transparent, mint flavoured	REF 801020





Ultrasonic polishing paste cleaner

A water soluble cleaner based on a special agent for removing rests of polishing paste and materials with high fat contents on crowns, bridges, acrylic dentures & instruments which are used for ultrasonic units and fluid pin cleaning systems. It also removes relining with zinc oxide paste free of residue by diluting with a higher concentration.

High concentrate 1:20

Ultrasonic polishing paste cleaner	1,0 kg bottle	REF 103820
Ultrasonic polishing paste cleaner	5,0 kg canister	REF 103821



Ultrasonic dental plaque cleaner

A water soluble cleaner based on a special agent for removing dental plaque from dental prosthesis. For the use in the dental laboratory, in the dentistry and the patient as well.

High concentrate 1:20

Ultrasonic dental plaque cleaner	1,0 kg bottle	REF 103825
Ultrasonic dental plaque cleaner	5,0 kg canister	REF 103826




The 10 gypsum rules

Order free of charge "The 10 Gypsum Rules of ERNST HINRICHS" as DIN A 2 poster for to the assistance when working with dental gypsum.

DIN A 2 Poster, gratis

REF 902001




The correct creation of gypsum models

Handbook

Handbook, 32 pages

REF 902024




Poster duplicating technique

Each stage of the HINRICHS flaskless duplicating technique is illustrated and described in detail.

DIN A 4 Poster, gratis

REF 902026




Poster investing technique

Each stage of the HINRICHS system investment model fabrication technique is illustrated and described in detail.

DIN A 4 Poster, gratis

REF 902027





Book worm

Height: 6 cm

Angel

white Height: 5 cm

Book worm	Height: 6 cm	REF 903000
Angel, white	Height: 5 cm	REF 903010



Bottom with ears

female

big Height: 8 cm
small Height: 3 cm

male

big Height: 8 cm
small Height: 3 cm

Bottom with ears female, big	Height: 8 cm	REF 903020
Bottom with ears female, small	Height: 3 cm	REF 903021
Bottom with ears male, big	Height: 8 cm	REF 903022
Bottom with ears male, small	Height: 3 cm	REF 903023



Practice or laboratory sign made of plasters

Dimensions: 22 x 31 cm (W x H)
with open space for name tag

Practice or laboratory sign made of plasters	REF 903004
----------------------------------------------	------------



Ratfink

Height: 6 cm

Dipstick

Height: 17 cm

Ratfink	Height: 6 cm	REF 903002
Dipstick	Height: 17 cm	REF 903003





„Ecki“

Height: 13,5 cm

Ecki

REF 903030



„Backi“

Height: 12 cm

Backi

REF 903031



„Manni“

Height: 13,5 cm

Manni

REF 903032



„Rudi“

Height: 14 cm

Rudi

REF 903033



„Mike“

Height: 14 cm

Mike

REF 903034



„Angi“

Height: 13 cm

Angi

REF 903035



„Clement“

Height: 11 cm

Clement

REF 903036



„Mick“

Height: 11,5 cm

Mick

REF 903037



„Marylin“

Height: 12 cm

Marylin

REF 903038



„Joachim“

Height: 14 cm

Joachim

REF 903040



„Tommy“

Height: 15 cm

Tommy

REF 903041



„Dickie“

Height: 13 cm

Dickie

REF 903042



profiCAD dental

digital master models

The digital production of models for the highest demands

precision milling in own lab
or ordered as finished model



Precisely milled models made from special gypsum

Smooth, splinter-free surface, no gypsum dust during milling process.
No shrinkage or expansion. Partial models of upper and lower jaw in a single work step.



Available as Profident or model-tray model with integrated base

Pre-formed milling blanks with integrated base, resp. tray allow a perfect fit.



Self-milling or buying finished models

Models in a desired design can be ordered from a profiCAD milling partner.



Familiar Handling

The unsurpassed precise gypsum models can be articulated in the familiar way,
or mounted in a disposable orbix articulator, resp. gypsum-free in a model-tray Intercuspidator.

www.profiCAD-dental.de

- No shrinkage and no expansion
- Articulation as usual

The profiCAD-Box

- 1 x Preform blank in U-form
- 1 x Preform model quadra left
- 1 x Preform model quadra right
- 1 x Preform model holder
- 1 x Preform model holder quadra
- 1 x Dongle with CAD-Software
- 1 x Dongle with CAM-Software*




more information about the work ow and partners can be found at:
<http://www.proficad-dental.de>


* vhf 5-axis milling machines (except S2) with Dental-CAM 7 will not require any separate CAM software in the future

profiCAD-Box	Full version	REF 890500	profiCAD-Box	Rental license	REF 890501
profiCAD Preform model	1 piece	REF 890542	profiCAD Preform quadra model	left, 1 piece	REF 890544
profiCAD Preform model	5 pieces	REF 890543	profiCAD Preform quadra model	left, 5 pieces	REF 890545
profiCAD model holder	1 piece	REF 890548	profiCAD Preform quadra model	right, 1 piece	REF 890546
profiCAD model pin base	50 pieces	REF 890550	profiCAD Preform quadra model	right, 5 pieces	REF 890547
profiCAD splitcast	50 pieces	REF 890555	profiCAD quadra model holder	1 piece	REF 890549
profiCAD Orbix-articulator	10 pieces	REF 890560	profiCAD quadra model pin base	left, 50 pieces	REF 890551
profiCAD model adapter	20 pieces	REF 890561	profiCAD quadra model pin base	right, 50 pieces	REF 890552
profiCAD milling cutter	Ø 3 mm, L: 16 mm	REF 890580	profiCAD quadra model sleeve	left, 1 piece	REF 890553
profiCAD milling cutter	Ø 0.6 mm, L: 16 mm	REF 890581	profiCAD quadra model sleeve	right, 1 piece	REF 890554
profiCAD milling cutter	Ø 2 mm, L: 4 mm	REF 890582	profiCAD quadra splitcast	left, 50 pieces	REF 890556
profiCAD milling cutter	Ø 3 mm, L: 3 mm	REF 890585	profiCAD quadra splitcast	right, 50 pieces	REF 890557


Preform quadra model holder



Preform model holder

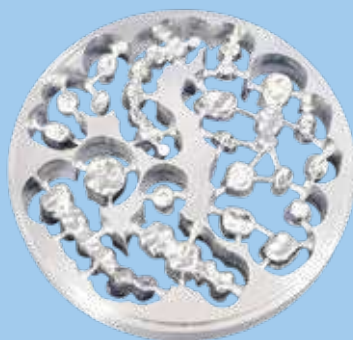


Preform model quadra left & right on pin base plate



Preform model on pin base plate





Keralloy® BioStar

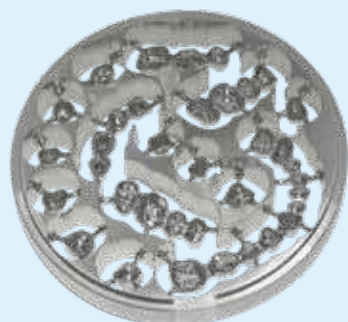
Keralloy® BioStar is a precious metal free, chromium cobaltbased milling alloy according DIN EN ISO 22674, type 4. Keralloy® BioStar does not contain any beryllium, indium or gallium.

Keralloy® BioStar is easy to mill and guarantees a high biocompatibility. This alloy allows to mill thinnest frames. Its molecular structure allows smooth, compact surfaces with less oxide formation. Its thermal expansion coefficient is ideal for every ceramic of the latest generation. With shoulder.

Indications:

- Crowns and bridges
- One-piece abutments
- Implant superstructures
- optimizes lasering

Keralloy® BioStar, with shoulder	Ø 98.5 mm, H 8 mm	REF 528410
Keralloy® BioStar, with shoulder	Ø 98.5 mm, H 10 mm	REF 528411
Keralloy® BioStar, with shoulder	Ø 98.5 mm, H 12 mm	REF 528412
Keralloy® BioStar, with shoulder	Ø 98.5 mm, H 13,5 mm	REF 528413
Keralloy® BioStar, with shoulder	Ø 98.5 mm, H 15 mm	REF 528414
Keralloy® BioStar, with shoulder	Ø 98.5 mm, H 18 mm	REF 528415
Keralloy® BioStar, with shoulder	Ø 98.5 mm, H 20 mm	REF 528416



CoCr BioStar

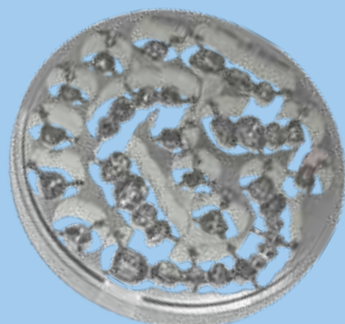
CoCr BioStar is a precious metal free, chromium cobalt-based alloy for the dental application used in dental milling machines (CAD-CAM). It does not contain any nickel, beryllium or gallium.

One of the remarkable features is the high corrosionresistance and biocompatibility. CoCr BioStar is suitable for soldering. Its low hardness allows CoCr BioStar to be easily milled.

Indications:

- Crowns and bridges
- One-piece abutments
- Implant superstructures
- optimizes lasering

CoCr BioStar, with shoulder	Ø 98.3 mm, H 08 mm	REF 528200
CoCr BioStar, with shoulder	Ø 98.3 mm, H 10 mm	REF 528201
CoCr BioStar, with shoulder	Ø 98.3 mm, H 12 mm	REF 528202
CoCr BioStar, with shoulder	Ø 98.3 mm, H 13,5 mm	REF 528203
CoCr BioStar, with shoulder	Ø 98.3 mm, H 15 mm	REF 528204
CoCr BioStar, with shoulder	Ø 98.3 mm, H 18 mm	REF 528205
CoCr BioStar, with shoulder	Ø 98.3 mm, H 20 mm	REF 528206
CoCr BioStar, with shoulder	Ø 98.3 mm, H 24,5 mm	REF 528207



TITAN BioStar °5

Biocompatible pure titanium milling blank for porcelain fused to metal (PFM) techniques. Titan BioStar admits easy laser welding and can be red using all usual porcelain indicated for titanium.

Indications:

- crowns both front and lateral
- bridge frames in frontal and lateral areas with up to three units
- Production of Abutments and bars

Titan BioStar °5, with shoulder	Ø 98.5 mm, H 8 mm	REF 528260
Titan BioStar °5, with shoulder	Ø 98.5 mm, H 10 mm	REF 528261
Titan BioStar °5, with shoulder	Ø 98.5 mm, H 12 mm	REF 528262
Titan BioStar °5, with shoulder	Ø 98.5 mm, H 13,5 mm	REF 528263
Titan BioStar °5, with shoulder	Ø 98.5 mm, H 15 mm	REF 528264
Titan BioStar °5, with shoulder	Ø 98.5 mm, H 18 mm	REF 528265
Titan BioStar °5, with shoulder	Ø 98.5 mm, H 20 mm	REF 528266

Wax BioStar

A milling wax disc especially adjusted to the dental CAD/CAM technique. Thereby crowns and bridges can be virtually formed, milled and finally casted the conventional way. The wax is excellently machinable and burns without residue. This results in smooth casted surfaces. These optimized features of the wax give way to even very delicate forms excluding shrinkage or distortion of the milled object. The wax – stable in volume – permits absolutely exact margin finishing and fits. Up to 30 units can be milled out of one disc.

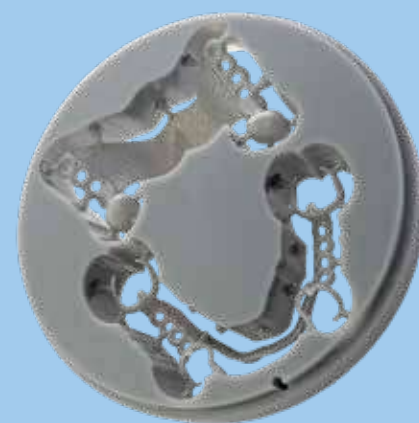


Wax BioStar, with shoulder	Ø 98.5 mm, H 14 mm	REF 550028
Wax BioStar, with shoulder	Ø 98.5 mm, H 16 mm	REF 550029
Wax BioStar, with shoulder	Ø 98.5 mm, H 18 mm	REF 550030
Wax BioStar, with shoulder	Ø 98.5 mm, H 25 mm	REF 550031

HinriPart BioStar

A special milling disc for the production of perfect partial denture frameworks.

- suitable for all open milling systems
- flexible and brake resistant
- precise and fast milling
- burns out without any residues
- also suitable for milling crowns and bridges



HinriPart BioStar, with shoulder	Ø 98.5 mm, H 16 mm	REF 550080
HinriPart BioStar, with shoulder	Ø 98.5 mm, H 18 mm	REF 550081
HinriPart BioStar, with shoulder	Ø 98.5 mm, H 20 mm	REF 550082
HinriPart BioStar, with shoulder	Ø 98.5 mm, H 25 mm	REF 550083
HinriPart BioStar, with shoulder	Ø 98.5 mm, H 30 mm	REF 550084



Splint Plus BioStar

A transparent, highly meshed poly carbonate milling disc.

Indications: on-bite splints, therapeutic splints, unbreakable provisional arrangements, drilling guides, positioners, snap on Smile, metal clasp-free partial prosthesis.

Advantages:

- very high break resistance
- high cost effectiveness
- can be milled extremely thin
- comfortable biting hardness – not too hard and not too soft

Splint Plus BioStar, transparent, with shoulder	Ø 98.5 mm, H 15 mm	REF 250125
Splint Plus BioStar, transparent, with shoulder	Ø 98.5 mm, H 20 mm	REF 250126



Splint PMMA BioStar

Thermoplastic acrylic polymer based on polymethylmethacrylate (PMMA)

Indications: Splint PMMA BioStar are transparent dental milling blanks out of PMMA for the manufacture of splints, therapeutic splints, bite regulators and drilling templates for long-term application in the oral cavity up to 12 months.

Advantages:

- biocompatible – medical thermoplastic, no chemoplastic!
- industrially polymerized – minimal residual monomer content
- high fracture resistance and long-term stability (bruxism treatment)
- lowest water absorption – long-term stability of the fit
- good polishing properties, smooth surface are less susceptible to discoloration and plaque deposits, which at the same time minimizes the risk of inflammation.

Splint PMMA BioStar, transparent, with shoulder	Ø 98.5 mm, H 15 mm	REF 250115
Splint PMMA BioStar, transparent, with shoulder	Ø 98.5 mm, H 20 mm	REF 250116
Splint PMMA BioStar, transparent, with shoulder	Ø 98.5 mm, H 25 mm	REF 250117



PMMA BioStar

Dental milling discs based on PMMA (polymethylmethacrylate) which burn out residue-free and are developed for the casting technique. PMMA BioStar burns out without residue.

PMMA BioStar is available in 3 different colours.

PMMA BioStar transparent	Ø 98.5 mm, H 14 mm	REF 250050
PMMA BioStar transparent	Ø 98.5 mm, H 18 mm	REF 250051
PMMA BioStar transparent	Ø 98.5 mm, H 25 mm	REF 250060
PMMA BioStar transparent	Ø 98.5 mm, H 30 mm	REF 250061
PMMA BioStar blue	Ø 98.5 mm, H 14 mm	REF 250054
PMMA BioStar blue	Ø 98.5 mm, H 18 mm	REF 250055
PMMA BioStar blue	Ø 98.5 mm, H 20 mm	REF 250056
PMMA BioStar blue	Ø 98.5 mm, H 25 mm	REF 250057
PMMA BioStar ivory	Ø 98.5 mm, H 14 mm	REF 250058
PMMA BioStar ivory	Ø 98.5 mm, H 18 mm	REF 250059
PMMA BioStar ivory	Ø 98.5 mm, H 25 mm	REF 250062

Juvora Dental PEEK

Highly biocompatible and high meshed, pure PEEK material based on polyether ether cetone.

- Ideal for nearly all fixed and removable restorations
- Usable in all open milling systems
- Dentinecoloured – aesthetic alternative to NEM
- no discoloration and shades of the gingiva
- Veneer bonding with conventional composite materials
- ideal for allergy patients

Juvora Dental PEEK natural with shoulder	Ø 98.5 mm, H 16 mm	REF 650130
Juvora Dental PEEK natural with shoulder	Ø 98.5 mm, H 18 mm	REF 650135
Juvora Dental PEEK natural with shoulder	Ø 98.5 mm, H 20 mm	REF 650131
Juvora Dental PEEK natural with shoulder	Ø 98.5 mm, H 22 mm	REF 650134
Juvora Dental PEEK natural with shoulder	Ø 98.5 mm, H 25 mm	REF 650132
Juvora Dental PEEK natural with shoulder	Ø 98.5 mm, H 30 mm	REF 650133
Juvora Dental PEEK Oyster white with shoulder	Ø 98.5 mm, H 16 mm	REF 650143
Juvora Dental PEEK Oyster white with shoulder	Ø 98.5 mm, H 18 mm	REF 650144
Juvora Dental PEEK Oyster white with shoulder	Ø 98.5 mm, H 20 mm	REF 650145
Juvora Dental PEEK Oyster white with shoulder	Ø 98.5 mm, H 25 mm	REF 650147
Juvora Dental PEEK Oyster white with shoulder	Ø 98.5 mm, H 30 mm	REF 650148



YuDent™ Dental PEEK

A high-performance polymer made of PEEK (based on polyether ether cetone) for the production of metal-free restorations for fixed and removable indications (e.g. implant-based applications, partial denture frameworks, etc.) for using in the milling technology.

- ideal for metal-free fixed and removable restorations and for implant supported works and model castings with clips.
- very light, also for large dentures, high wearing comfort
- tasteless, highly biocompatible
- high resistance to wear, abrasion and corrosion
- can be individualized with common composite materials, good adhesive bond
- colours: natural (grey-brown) and Oyster white, Ø 98.5 mm with shoulder

YuDent™ Dental PEEK natural	Ø 98.5 mm, H 16 mm	REF 650150
YuDent™ Dental PEEK natural	Ø 98.5 mm, H 18 mm	REF 650151
YuDent™ Dental PEEK natural	Ø 98.5 mm, H 20 mm	REF 650152
YuDent™ Dental PEEK natural	Ø 98.5 mm, H 25 mm	REF 650153



Hinriplast® BioStar

A milling gypsum blank with an extraordinary edge stability, produced from resin reinforced super hard stone. The mechanical properties are matched to meet the requirements of milling parameters and guarantees smooth and splinter-free surfaces. Cause of the special formulation the Preform models do not show any dust during the milling process, only gypsum chippings.

Colour: ivory



Hinriplast® BioStar with shoulder	Ø 98.5 mm, H 25 mm, 1 piece	REF 550044
Hinriplast® BioStar with shoulder	Ø 98.5 mm, H 30 mm, 1 piece	REF 550041



Zirkon BioStar

Zirkon BioStar are dental blanks made of yttrium stabilized, pre-sintered zirconium dioxide for the production of crowns and bridges. Zirkon BioStar offers an absolutely homogenous structure through a specially developed production process. The blanks are optimized for rapid milling strategies and provide excellent edge stability and green body breaking strength during processing. The balanced composition and fine grain structure ensure excellent technical properties.

Colour: white

Ø 98,5 mm with shoulder

- highest flexural strength
- high aging resistance
- homogenous density
- excellent fitting
- very good colouring results

3Y-TZP-A

1.300
MPa

35%
Transluzenz



Zirkon BioStar Colour

Already persistent coloured (monochrome) zirconium dioxide in the pre-sintered stage, manufactured according to the same production process as Zirkon BioStar. Available in 5 colors. Color: pre-colored.

Ø 98,5 mm with shoulder

- constant and homogenous colour quality.
- Saves a lot of time because there is no colouring and drying process anymore.
- Any post-processing will not result in any white areas.

Colour orientation compared to the VITA-Colour code:

500 => A1/A2

800 => A3/B3

1000 => C2/C3

1333 => A3,5/B4

2000 => A4

3Y-TZP-A

1.300
MPa

35%
Transluzenz

5
Colours



Zirkon BioStar Ultra

Zirkon BioStar Ultra is a highly translucent zirconia with best hydrothermal stability and increased fracture protection factor. Zirkon BioStar Ultra combines high translucency and highest strength for the production of highly esthetic full monolithic restorations and is very easy to colorize. Colour: white.

Ø 98,5 mm with shoulder

- highly translucent material
- precise colour gradient for a natural look
- high edge stability & hydrothermal resistance
- very good colouring results

4Y-TZP

>1.250
MPa

45%
Transluzenz

8
VITA® shades

Zirkon BioStar Ultra Colour

Zirkon BioStar Ultra are monochrome pre-coloured and highly translucent milling blanks. The technical properties are identical to Zirkon BioStar Ultra

available in 8 colours (A1, A2, A3, A3,5, B2, B3, C2, D2)

Zirkon BioStar Ultra Multilayer

Based on Zirkon BioStar Ultra, Zirkon BioStar Multilayer blanks offer a smooth shade gradation from cervical to incisal.

Zirkon BioStar Multilayer ingots are multilayer, pre-shaded and highly translucent blanks and offer a natural, flowing colour gradient in the enamel, dentin and cervical shade range. Approved for all dental constructions and bridges up to 14 units. Colour: multi-layer dyed.

Ø 98,5 mm with shoulder

Available in 16 shades (A1, A2, A3, A3,5, A4, B1, B2, B3, B4, C1, C2, C3, C4, D2, D3, D4), each in 3 heights (14 mm, 18 mm, 22 mm)

4Y-TZP

>1.250
MPa

45%
Transluzenz

16
VITA® shades

1
Bleach-Shades



Zirkon BioStar HT Smile

Zirkon BioStar HT Smile is a highly translucent, biocompatible zirconium oxide (type II, class 5) for maximum three-unit bridges in the anterior and posterior region with reduced flexural strength of > 750 MPa. Colour: white.

Ø 98,5 mm with shoulder

- translucent like lithium disilicate
- especially suitable for the anterior region
- for single crowns, inlays, onlays, veneers
- max. 3 unit bridges (fully anatomical or reduced)
- very good ageing resistance

5Y-TZP

>750
MPa

49%
Transluzenz



Zirkon BioStar HT Smile Colour

Zirkon BioStar HT Smile Colour are monochrome precoloured and highly translucent milling blanks. The technical properties are identical with Zirkon BioStar HT Smile, white. Colour: pre-coloured.

Ø 98,5 mm with shoulder

Available in 8 colours
(A1, A2, A3, A3,5, B2, B3, C2, D2)

5Y-TZP

>800
MPa

8
VITA® shades

Zirkon BioStar HT Smile Multilayer

Zirkon BioStar HT Smile Multilayer is a multilayer pre-coloured, highly translucent zirconia and offers a natural, flowing colour gradient in the enamel and cervical shade range. The indication for up to 3-unit frameworks allows a wide range of applications.

- transparent like lithium disilicate
- > 800 MPa (lithium disilicate only > 300-380 MPa)
- for single crowns, inlays, onlays, veneers
- max. 3-unit bridges (fully anatomical or reduced)

Ø 98,5 mm with shoulder

Available in 16 shades (A1, A2, A3, A3,5, A4, B1, B2, B3, B4, C1, C2, C3, C4, D2, D3, D4), each in 3 heights (14 mm, 18 mm, 22 mm)

5Y-TZP







>800
MPa

16
VITA® shades

1
Bleach-Shades



Spezifikationen

	Zirkon BioStar HT Smile			Zirkon BioStar Ultra			Zirkon BioStar / Zirkon BioStar Colour																																																
																																																							
Translucency (1 mm thick)	49%			45 %			35%																																																
Strength	750 MPa (white) - 800 MPa (ML and color)			> 1.250 MPa (white, ML and color)			1.300 MPa (white) - 1.450 MPa (color)																																																
Type & Indication (ISO 6872)	type II, class 4  ≤ 3 units			type II, class 5  ≥ 4 units			type II, class 5  ≥ 4 units																																																
Cubic phase	~ 50%			~ 30%			0%																																																
Color	<table><tr><th>MULTILAYER</th><th>MONO-CHROM</th><th>WHITE</th></tr><tr><td>A2</td><td>A1</td><td rowspan="8">white</td></tr><tr><td>A3</td><td>A2</td></tr><tr><td></td><td>A3</td></tr><tr><td></td><td>A3,5</td></tr><tr><td></td><td>B2</td></tr><tr><td></td><td>B3</td></tr><tr><td></td><td>C2</td></tr><tr><td></td><td>D2</td></tr></table>	MULTILAYER	MONO-CHROM	WHITE	A2	A1	white	A3	A2		A3		A3,5		B2		B3		C2		D2		<table><tr><th>MULTILAYER</th><th>MONO-CHROM</th><th>WHITE</th></tr><tr><td>A2</td><td>A1</td><td rowspan="8">white</td></tr><tr><td>A3</td><td>A2</td></tr><tr><td>B1</td><td>A3</td></tr><tr><td>B2</td><td>A3,5</td></tr><tr><td>B3</td><td>B2</td></tr><tr><td>B4</td><td>B3</td></tr><tr><td></td><td>C2</td></tr><tr><td></td><td>D2</td></tr></table>	MULTILAYER	MONO-CHROM	WHITE	A2	A1	white	A3	A2	B1	A3	B2	A3,5	B3	B2	B4	B3		C2		D2		<table><tr><th>MONO-CHROM</th><th>WHITE</th></tr><tr><td>500</td><td rowspan="5">white</td></tr><tr><td>800</td></tr><tr><td>1000</td></tr><tr><td>1333</td></tr><tr><td>2000</td></tr></table>	MONO-CHROM	WHITE	500	white	800	1000	1333	2000		
MULTILAYER	MONO-CHROM	WHITE																																																					
A2	A1	white																																																					
A3	A2																																																						
	A3																																																						
	A3,5																																																						
	B2																																																						
	B3																																																						
	C2																																																						
	D2																																																						
MULTILAYER	MONO-CHROM	WHITE																																																					
A2	A1	white																																																					
A3	A2																																																						
B1	A3																																																						
B2	A3,5																																																						
B3	B2																																																						
B4	B3																																																						
	C2																																																						
	D2																																																						
MONO-CHROM	WHITE																																																						
500	white																																																						
800																																																							
1000																																																							
1333																																																							
2000																																																							

Format: Disc, Ø 98,5 mm +/- 1mm with shoulder (for open milling systems)

Product	Color	REF H 10 mm	REF H 12 mm	REF H 14 mm	REF H 16 mm	REF H 18 mm	REF H 20 mm	REF H 22 mm	REF H 25 mm
Zirkon BioStar	white opaque	252001	252002	252003	252004	252005	252006	-	252008
Zirkon BioStar Colour	500	-	252052	252053	252054	252055	252056	-	252058
	800	-	252062	252063	252064	252065	252066	-	252068
	1000	-	-	252103	252104	252105	252106	-	252108
	1333	-	-	252113	252114	252115	252116	-	-
	2000	-	-	252123	252124	252125	252126	-	-
Zirkon BioStar Ultra	white high translucent	-	252236	252237	252238	252239	252240	-	252241
	A1	-	252242	252243	252244	252245	252246	-	252247
	A2	-	252248	252249	252250	252251	252252	-	252253
	A3	-	252254	252255	252256	252257	252258	-	252259
	A3.5	-	252260	252261	252262	252263	252264	-	252298
	B2	-	252265	252266	-	252267	-	-	252268
	B3	-	252269	252270	-	252271	-	-	252272
	C2	-	252273	252274	-	252275	-	-	252276
	D2	-	252277	252278	-	252279	-	-	252281
Zirkon BioStar Ultra Multilayer	Bleach	-	-	256234	-	256235	-	256236	-
	A1	-	-	256003	-	256004	-	256005	-
	A2	-	-	252282	-	252283	-	252284	-
	A3	-	-	252285	-	252286	-	252287	-
	A3,5	-	-	256006	-	256007	-	256008	-
	A4	-	-	256009	-	256010	-	256011	-
	B1	-	-	252288	-	252289	-	252290	-
	B2	-	-	252291	-	252292	-	252293	-
	B3	-	-	252294	-	252295	-	252296	-
	B4	-	-	256012	-	252297	-	256013	-
	C1	-	-	256014	-	256015	-	256016	-
	C2	-	-	256017	-	256018	-	256019	-
	C3	-	-	256020	-	256021	-	256022	-
	C4	-	-	256023	-	256024	-	256025	-
	D2	-	-	256026	-	256027	-	256028	-
	D3	-	-	256031	-	256032	-	256033	-
	D4	-	-	256034	-	256035	-	256036	-
Zirkon BioStar HT Smile	white high translucent	-	252712	252713	252714	252715	252716	-	252718
Zirkon BioStar HT Smile Colour	A1	-	-	252723	-	252725	-	-	-
	A2	-	-	252733	-	252735	-	-	-
	A3	-	-	252743	-	252745	-	-	-
	A3.5	-	-	252753	-	252755	-	-	-
	B2	-	-	252763	-	252765	-	-	-
	B3	-	-	252773	-	252775	-	-	-
	C2	-	-	252783	-	252785	-	-	-
	D2	-	-	252793	-	252795	-	-	-
Zirkon BioStar HT Smile Multilayer	Bleach	-	-	256237	-	256238	-	256239	-
	A1	-	-	252719	-	252720	-	252721	-
	A2	-	-	252700	-	252701	-	252702	-
	A3	-	-	252703	-	252704	-	252705	-
	A3,5	-	-	252706	-	252707	-	252708	-
	A4	-	-	252709	-	252710	-	252711	-
	B1	-	-	256201	-	256202	-	256203	-
	B2	-	-	256204	-	256205	-	256206	-
	B3	-	-	256207	-	256208	-	256209	-
	B4	-	-	256210	-	256211	-	256212	-
	C1	-	-	256213	-	256214	-	256215	-
	C2	-	-	256216	-	256217	-	256218	-
	C3	-	-	256219	-	256220	-	256221	-
	C4	-	-	256222	-	256223	-	256224	-
	D2	-	-	256225	-	256226	-	256227	-
	D3	-	-	256228	-	256229	-	256230	-
	D4	-	-	256231	-	256232	-	256233	-

DDBasicShade



DD Basic Shade

During the development, special attention was paid to the quick and easy reproduction of tooth shades. DD Basic Shade colouring liquids offer an ideal basis for individualising monolithic as well as veneering work. When an all-ceramic alternative to non-precious materials is desired, efficient fabrication in the laboratory is crucial. The DD Basic Shade shades can be used for all zirconia variants. The „one for all“ shade system that adapts to your daily laboratory routine and not the other way around.

DDProShadeZ



DD Pro Shade Z

The “Z variants” are optimized for the individual painting technique (stain & glaze), minimal coating (cut back) or as a framework shade for full veneering or the combination of the techniques in one job.

DDProShadeC



DD Pro Shade C

The “C variants” are optimized for the high level of translucency of Zirkon BioStar HT Smile. Monolithic full ceramic is possible with just glazing. A high aesthetic level and efficient work are combined into one.

DDArtElements



DD Art Elements

Universally applicable with all DD dentine liquids and with all Zirkon BioStar types.

	DD Basic Shade		DD Pro Shade C		DD Pro Shade Z	
Colour accord. VITA®	REF 30 ml	REF 100 ml	REF 30 ml	REF 100 ml	REF 30 ml	REF 100 ml
0M1	455300	455301	455350	455351	455400	455401
0M2	455302	455303	455352	455353	455402	455403
0M3	455304	455305	455354	455355	455404	455405
A1	455306	455307	455356	455357	455406	455407
A2	455308	455309	455358	455359	455408	455409
A3	455310	455311	455360	455361	455410	455411
A3,5	455312	455313	455362	455363	455412	455413
A4	455314	455315	455364	455365	455414	455415
B1	455316	455317	455366	455367	455416	455417
B2	455318	455319	455368	455369	455418	455419
B3	455320	455321	455370	455371	455420	455421
B4	455322	455323	455372	455373	455422	455423
C1	455324	455325	455374	455375	455424	455425
C2	455326	455327	455376	455377	455426	455427
C3	455328	455329	455378	455379	455428	455429
C4	455330	455331	455380	455381	455430	455431
D2	455332	455333	455382	455383	455432	455433
D3	455334	455335	455384	455385	455434	455435
D4	455336	455337	455386	455387	455436	455437

DD Art Elements		
DD Art Elements colouring liquid SA1	15 ml bottle	455450
DD Art Elements colouring liquid SA2	15 ml bottle	455451
DD Art Elements colouring liquid SC1	15 ml bottle	455452
DD Art Elements colouring liquid SC2	15 ml bottle	455453
DD Art Elements colouring liquid SO	15 ml bottle	455454
DD Art Elements colouring liquid SO Bright	15 ml bottle	455455
DD Art Elements colouring liquid light pink	30 ml bottle	455470
DD Art Elements colouring liquid purple	30 ml bottle	455471
DD Art Elements colouring liquid yellow	30 ml bottle	455472
DD Art Elements colouring liquid orange	30 ml bottle	455473
DD Art Elements colouring liquid light brown	30 ml bottle	455474
DD Art Elements colouring liquid blue	30 ml bottle	455476
DD Art Elements colouring liquid light grey	30 ml bottle	455477
DD Art Elements colouring liquid dark grey	30 ml bottle	455478
DD Art Elements colouring liquid graphit	30 ml bottle	455479
DD Art Elements Vario-Liquid	30 ml bottle	455490
DD Art Elements Set LAE001, 10x effect colours 30 ml	10 x 30 ml	455499



HinriScan-Wax

Scannable modelling wax

Used in blocking out cavities and closing saw cuts prior to scanning. For all CAD-CAM systems (white light and laser scan). Compatible with CAM-Stone N, as no additional spray/powder is needed when using HinriScan Wax. For optimum scan and fit.

ivory

HinriScan-Wax

60 g can

REF 720010



HinriScan varnish **ivory**

Scannable non-reflecting varnish for all dental gypsum

Anti-reflex liquid for all CAD-CAM systems. Smooths surfaces to be scanned. For extra-oral laboratory use only. Laser-opaque, washes off. Use HinriScan thinner for thinning suitable for all dental gypsum.

HinriScan varnish

20 ml bottle with brush

REF 720001

HinriScan thinner

20 ml bottle

REF 720002



HinriScan-Spray Plus

- Extra-fine atomiser for ultra fine spray film, ensures finest edge presentation
- homogeneous spray condition with very smooth surfaces
- easy to clean with water steam
- suitable for all CAD-CAM systems
- for the extraoral application (gypsum model)

HinriScan-Spray Plus

200 ml can

REF 720023



HinriScan-Spray Basic

- homogeneous spray condition with very smooth surfaces
- easy to clean with water steam
- suitable for all CAD-CAM systems
- for the extraoral application (gypsum model)
- easy to clean with water steam
- very good price-performance ratio

HinriScan-Spray Basic

400 ml can

REF 720022



CAM-Stone N **Special stone for all scanning systems**

Powdering stone models is unnecessary with CAM-Stone N. This special model stone was developed for optoelectronic scanning. It prevents interference from reflections in defined frequency ranges. The quick setting time allows treatment to be completed in one chairside appointment. CAMStone N reproduces detail exactly, has edge stability and is sharply defined.

Use recommendation: for CAD-CAM systems, die models, dental arches, sectioned models, master models in precious and non precious alloys and metal ceramic restorations, check models

CAM-Stone N

for closer information see page 20

Zirkon BioStar Pre Polisher

Silicon-based polishing burs for milled zirconium structures previous to sintering. The zirconium structures can be polished and trimmed easily due to its still soft condition. Margens can be smoothed and pontics shaped. Zirkon BioStar Prepolishers are free of colour pigments which avoids unwanted staining. Due to their soft silicone bonding, they are especially adequate for the also soft consistency of the structures and adapt perfectly to the objects.

Applications: Dark grey = 1. grade: Cutting, stripping and shaping
Light grey = 2. grade: High gloss polish



Zirkon BioStar Pre Polisher KG	fine, 10 pieces	REF 452803
Zirkon BioStar Pre Polisher KG	medium, 10 pieces	REF 452801
Zirkon BioStar Pre Polisher RD	fine, 10 pieces	REF 452802
Zirkon BioStar Pre Polisher RD	medium, 10 pieces	REF 452800

Zirkon BioStar Polisher

Diamond-based polishing system for burnishing sintered zirconium and alumina.

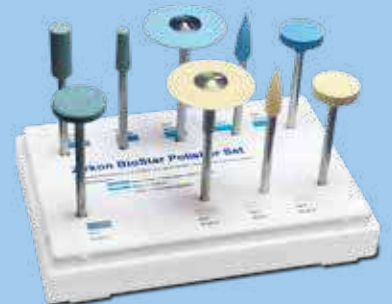
Zirkon BioStar Polisher Set	REF 452840
-----------------------------	------------

Contains:

1 Zirkon BioStar Polisher LS fine, 1 Zirkon BioStar Polisher FL fine,
1 Zirkon BioStar Polisher RD fine,
1 Zirkon BioStar Polisher LS medium, 1 Zirkon BioStar Polisher FL medium,
1 Zirkon BioStar Polisher RD medium,
1 Zirkon BioStar Polisher FL coarse, 1 Zirkon BioStar Polisher RD coarse,
1 Zirkon BioStar Polisher WZ

The chosen diamond grane allows for a gentle treatment of the frames with minimal heat development, resulting in excellent polishing effects.

Blueish grey = coarse: Cutting, stripping and shaping
Blue = medium: Burnishing
Grey = fine: High gloss polish



Also available in separate packs (3 pieces of each):

Zirkon BioStar Polisher LS	fine, 3 pieces	REF 452810
Zirkon BioStar Polisher FL	fine, 3 pieces	REF 452811
Zirkon BioStar Polisher RD	fine, 3 pieces	REF 452812
Zirkon BioStar Polisher LS	medium, 3 pieces	REF 452820
Zirkon BioStar Polisher FL	medium, 3 pieces	REF 452821
Zirkon BioStar Polisher RD	medium, 3 pieces	REF 452822
Zirkon BioStar Polisher FL	coarse, 3 pieces	REF 452830
Zirkon BioStar Polisher RD	coarse, 3 pieces	REF 452831
Zirkon BioStar Polisher WZ	coarse, 3 pieces	REF 452832





scanBox

The scanBox is a fully automated, open 3D dental scanner. It can be used with every open CAD software. It is suited for beginners as well as professional users who look to easy, quick and cost-effective manufacturing. The scanBox is a safe investment as there are no licence fees for the scanner.

- ✓ dental Scan
- ✓ secondDie
- ✓ monochrome texture-scan
- ✓ universal mode

🔍 multiDie 🔍 multiCase 🔍 Triple Tray® impression scan

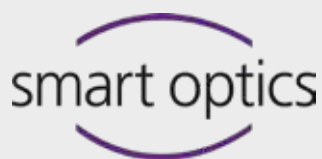
🔍 is available as an option



S. 81
Details

scanBox

REF 641020



MADE IN GERMANY | SOFTWARE
OPTICAL DENTAL SCANNERS
ERGONOMIC | PRECISE



Vinyl Open Air

The Vinyl Open Air is a real eye-catcher and the only completely open scanner of the Vinyl series from smart optics. Its 180° opening offers the user enormous space for inserting the models during daily routines. Despite the missing lid, the productivity of the Vinyl series is also ensured with the Vinyl Open Air.

- ✓ fully automated Z-axis
- ✓ virtual articulator
- ✓ monochrome & colored texture-scan
- ✓ Touchscreen
- ✓ dental Scan
- ✓ secondDie
- ✓ universal mode

🔍 multiDie 🔍 multiCase 🔍 Triple Tray® impression scan

Vinyl Open Air

REF 641019



Vinyl

The Vinyl dental scanner has been especially designed for achieving a maximum of productivity in the daily laboratorywork. It is up to you to decide whether you wish to prepare a monochrome or a color texture scan. Save considerable time with the fully automated z-axis.

- ✓ fully automated Z-axis
- ✓ secondDie and multiDie
- ✓ monochrome & colored texture-scan
- ✓ dental Scan
- ✓ Triple Tray® impression scan
- ✓ multiCase
- ✓ Touchscreen
- ✓ virtual articulator
- ✓ universal mode



S. 81
Details

Vinyl

REF 641021

CORRECT SKULL MEASURING
FAST | EASY HANDLING
OPEN INTERFACE



Vinyl High Resolution (HR)

The Vinyl HR impresses with the highest precision in global and detail accuracy, which enables the user to scan every dental indication to the highest requirements.

- ✓ high resolution camera
- ✓ fully automated Z-axis
- ✓ monochrome & colored texture-scan
- ✓ Blue-Light LED
- ✓ HR and LR mode
- ✓ Triple Tray® impression scan
- ✓ multiCase
- ✓ Touchscreen
- ✓ LED status bar
- ✓ dental Scan
- ✓ virtual articulator
- ✓ secondDie and multiDie
- ✓ universal mode



Vinyl High Resolution

REF 641023





exocad® DentalCAD

The complete software solution for digital dentistry



- ✓ powerful dental CAD-Software
- ✓ great for beginners, yet powerful in the hands of an expert

The CAD software is known for its speedy operation and ease of use, helping you minimize training costs and maximize productivity. It is reliable and robust even when dealing with complex cases on a daily basis. Once you're familiar with the base functionality of our software, there's more to discover:

- ✓ Copy previous designs, or mirror healthy teeth
- ✓ Load 2D images during the design
- ✓ Take advantage of our advanced mesh editing and matching features
- ✓ Save real 3D PDF files, to send out design previews that can be viewed in 3D using a standard PDF viewer
- ✓ Exchange large 3D data sets with dentalshare

Already the standard version, exocad® DentalCAD covers a wide variety of indications:

- ✓ Anatomic crowns
- ✓ Anatomic copings
- ✓ Bridge framework
- ✓ Inlays
- ✓ Onlays
- ✓ Primary telescops
- ✓ Veneers
- ✓ Waxup based frameworks
- ✓ Attachments
- ✓ Model creator
- ✓ Splints
- ✓ full denture

The software grows with your needs: for advanced indications, such as implantology, a variety of add-on modules is available.

exocad ChairsideCAD

More automation and a simplified user experience – exocad's ChairsideCAD is optimized for clinical use



exoplan

Our high-performance, user-friendly open software solution for your implant planning and surgical guide design





exocad[®] DentalCAD

Perpetual License	Core Lab Version	Advanced Lab Bundle	Implant Lab Bundle	Ultimate Lab Bundle
CAD Basic Version	✓	✓	✓	✓
Module Virtual Artikulator	✗	✓	✓	✓
Module Temporary crowns and bridges	✗	✓	✓	✓
Module TruSmile	✗	✓	✓	✓
Module Tooth Library ZRS	✗	✓	✓	✓
Module Implant (Abutments)	✗	✗	✓	✓
Module Bars	✗	✗	✓	✓
Module Dicom Viewer	✗	✗	✓	✓
Module Model Creator	✗	✗	✗	✓
Module Smile Creator	✗	✗	✗	✓
Module Full Denture	✗	✗	✗	✓
Module PartialCAD	✗	✗	✗	✓
Module Bite Splint	✗	✗	✗	✓
Module Jaw Motion Import / Zebris	✗	✗	✗	✓
Module In-CAD Nesting	✗	✗	✗	✗
Module Nesting (incl. In-CAD Nesting)	✗	✗	✗	✗

✗ optionally available





Wet grinding Reloaded. HinriMill N4 Edition

Eight liquid nozzles which are arranged at the spindle cool the whole tool evenly from the tip to the shank at all machining stages.

i S. 82/83
Details

PMMA PEEK ZrO₂ Composites LiSi₂ ZrO₂

4 axes 8 tools 3 blocks only wet grinding

Ideal for labor/practice lab

The HinriMill N4 Edition is ideal for in-office laboratories that want to produce the work without delay and avoid the higher costs associated with external production. With the combination of the wet grinding machine HinriMill N4 Edition and a dry milling machine, users can work simultaneously and minimize the cleaning effort that most hybrid machines would require (excluding of course HinriMill R5 with its revolutionary DirectCleanTechnology).

Für eine Vielzahl von Indikationen

For crowns and bridges, inlays, onlays, abutments, telescopic crowns, veneers, table tops, etc.

Werkzeugwechsel im Handumdrehen

The tool magazine can be inserted quickly and effortlessly with a single movement. The automatic changer offers space for up to 8 tools.

Exceptional precision

- ✓ Restorations in ultra HD
- ✓ Premium spindle with 4-fold hybrid ceramic ball bearings for maximum running smoothness
- ✓ 3 microns repetition accuracy

Sophisticated design

- ✓ Eight fluid nozzles for even tool cooling
- ✓ Highest rotational speeds of up to 80,000 RPM with 800 watts of power
- ✓ Heavy industrial quality

Absolute independence

- ✓ 38 block materials from 20 manufacturers – and rising
- ✓ 1,300+ titanium and CoCr prefabricated abutment blanks from 11 manufacturers
- ✓ Ideal for labs and in-office labs

Validated results

- ✓ Researchers at University of Washington confirmed exceptional precision of – 10 µm and + 26 µm with milling of titanium custom abutments

Maximum economy

- ✓ Work on up to 3 blocks with 45 mm length at the same time
- ✓ Automatic changer for 8 tools
- ✓ Webcam in working chamber for remote monitoring
- ✓ Ethernet interface for stable connection
- ✓ Removable coolant tank
- ✓ DentalCAM software with DirectMill function – included in scope of delivery and without license fees

Tomorrow's leading technology. Available today.

Enjoy the freedom of choice.



i S. 82/83
Details

5 axes 16 tools 10 blanks only wet milling

PMMA PEEK ZrO₂ Composites LiSi₂ Titan

The Z4: Groundbreaking

The digital workflow makes it happen: you and your patients can benefit from more pleasant treatments with first-class restorations in just one session. The Z4 is an investment that will pay off for you: high-quality restorations with maximum independence. The number of machinable block materials constantly increases as well as the number of scanners and CAD software packages that are validated with the Z4.

From the intraoral scanner to the milling machine, users work with a single interface and therefore only need to familiarize themselves with one software package. This is the convenience of completely integrated workflows!

The new standard in quality

When it comes to wet machining blocks, the Z4 sets unprecedented quality standards. Fabricate glass-ceramic, PMMA, zirconia and composite restorations in mere minutes and finish highly accurate prefabricated titanium abutments.

Efficiency that is second to none

No external compressed air supply necessary. Only requires clean water. The block is clamped in two seconds. With the Z4, you can work with unparalleled efficiency.

Highest precision

- ✓ Milling and grinding in ultra HD
- ✓ Proven industrial quality
- ✓ 3 microns repetition accuracy

Extremely economical

- ✓ Clear water – no additives necessary
- ✓ Mill screw-access channels, to save costs for “meso” blocks
- ✓ Automatic changer for 6 tools
- ✓ Self-opening working chamber door and drawer
- ✓ Easy to learn, easy to operate
- ✓ CAM software included/Tool starter set included

Fastest production

- ✓ Restorations in under 10 minutes
- ✓ 2-second block insertion
- ✓ 100,000 RPM electrical high frequency spindle

Complete independence

- ✓ 38 block materials from 20 manufacturers – and growing
- ✓ 800+ prefabricated titanium abutment blanks from 11 manufacturers
- ✓ Validated with all established scanners and design software
- ✓ Fully integrated workflow with TRIOS Design Studio (3Shape), DWOS chairside (Dental Wings) and exocad ChairsideCAD*
- ✓ Integrated PC with touch screen and Wi-Fi – no laptop or tablet necessary
- ✓ Built-in compressed air – no compressor needed

* Material and indication availability may vary by CAD provider. Full range of indications and materials available in STL workflow.



THE GLOBAL BESTSELLER. WITH EVEN MORE FEATURES

In addition to the three linear axes in x, y and z, two rotary axes ensure many and varied machining options.

i S. 82/83
Details

PMMA PEEK ZrO₂ Composites CoCr Gips

5
axes

16
tools

1
blank

dry

milling

Proven quality now even better: with the dental milling machine HinriMill T5 Edition, you will achieve perfect results. Process a wide range of materials and indications (blanks up to 40 mm) with five axes. Revolutionary technologies, such as tool-free blank clamping and an integrated ionizer, help you attain top-quality results.

Unparalleled precision

- ✓ Restorations in ultra HD
- ✓ Premium spindle with 4-fold hybrid ceramic ball bearings for highest running accuracy
- ✓ 3 microns repetition accuracy

Powerful and robust

- ✓ Mills the toughest materials on the market, incl. CoCr
- ✓ Powerful 500 watt spindle and 60,000 RPM
- ✓ Heavy industrial quality for maximum stiffness
- ✓ Solid cast body for the lowest vibrations

Maximum independence

- ✓ Unlimited material accessibility in 98 mm disc format, separate block and prefab abutment holders available
- ✓ Covers the broadest range of indications, due to $\pm 35^\circ$ rotation angle in the 5th axis, and up to 40 mm blanks

Proven German reliability

- ✓ 100% engineered and manufactured in Germany
- ✓ Sophisticated sealing air concept to protect mechanics, electronics, and spindle
- ✓ Webcam for remote support
- ✓ Ethernet for stable long-range connection

Extremely economical

- ✓ Ionizer and improved air circulation for easy machine cleaning
- ✓ DirectDiscTechnology for revolutionary disc clamping
- ✓ Automatic changer for 16 tools
- ✓ Easy to operate DentalCAM with DirectMill function included – no annual fees

Special features of the HinriMill T5 Edition

- ✓ ionizer and improved air circulation for easy machine cleaning
- ✓ DirectDiscTechnology for revolutionary disc clamping (One-handed clamping)
- ✓ built-in webcam for remote support
- ✓ Ethernet connection for stable long-range connection

HinriMill R5 - Rediffiging milling

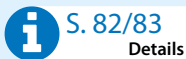
10 Discs

60 Blocks

60 Prefab Abutments

blank changer for 10 blanks

Direct Technology



With the new high-end R5 dental lab machine, ERNST HINRICH'S Dental has developed a highly automated milling and grinding machine with a tenfold blank changer for both wet and dry machining, bringing revolutionary approaches to the lab. It combines utmost precision with maximum stability regardless of material – all with a minimal footprint.

Operating the machine is also incredibly simple thanks to various patent-pending technologies: With Direct Disc Technology, milling blanks can now be processed directly without any cumbersome fiddling with the tenter frames. The R5 can be used with a maximum variety of materials when it comes to discs, blocks and abutments and therefore provides perfect investment protection!

The ability to feed milling blanks up to 40 mm thickness via a blank changer and get right to work is another highlight. Even better is the generous tilt angle for the fifth axis of ± 35 degrees. The R5 thereby guarantees a maximum of indication variety and freedom of design.

Maximum Precision

- ✓ Restorations in ultra HD
- ✓ Water-cooled high-precision spindle
- ✓ 3 microns repetition accuracy

Unmatched Reliability

- ✓ 100 percent engineered and manufactured in Germany
- ✓ Comprehensive sensor technology to monitor all vital system functions
- ✓ Two webcams for remote monitoring

Highly Economical

- ✓ One of the fastest machines on the market
- ✓ Revolutionary material loading with Direct Disc Technology
- ✓ Automatic changer holds up to 10 discs, 60 blocks, or 60 prefab abutment blanks
- ✓ Direct Clean Technology enables wet and dry on the fly: ionizer, self-cleaning and built-in dryer

Absolute Independence

- ✓ Sheer unlimited material accessibility in 98 mm disc format, 30 block materials, and > 140 titanium and CoCr prefab abutment platforms
- ✓ Covers the broadest range of indications, due to $\pm 35^\circ$ rotation angle in the 5th axis, and up to 40 mm blanks



Dusk-till-dawn milling and grinding..

8 Discs

24 Blocks

48 Prefab Abutments

16 Tools

3 Ionizers

i S. 82/83
Details

PMMA PEEK ZrO₂ Composites LiSi₂ CoCr Titan Gips

5
axes

16
tools

8
blanks

wet &
dry

milling &
grinding

The HinriMill 5.8 Edition is a highly versatile dental milling machine. It has five simultaneously operating axes, a blank changer for eight blanks and is designed for both dry and wet machining. With the optional wet grinding module, you can grind all common types of glass ceramic.

Five simultaneously operating axes

The second rotary axis (B axis) with a tilt angle of up to ± 0 degrees enables the precise milling of undercuts.

Non-Stop machining

Thanks to the eightfold blank changer, you get performance that won't stop. The changer can be loaded with blanks via a small flap in the front and the correct blank for your milling job is then automatically inserted into the clamping device when needed. As a result, you can mill around the clock.

Highest precision

- ✓ Restorations in ultra HD
- ✓ Premium spindle with precision bearing, a powerful 600 watts and 60,000 RPM
- ✓ 3 microns repetition accuracy

Tremendous stability

- ✓ Processes all types of materials, including CoCr, Titanium and glass-ceramics
- ✓ Solid cast-body for minimum vibrations

Maximum variety

- ✓ Almost unlimited material accessibility in 98 mm disc format as well as 38 block materials and > 800 prefabricated titanium and CoCr abutment blanks
- ✓ Large indication diversity due to a $\pm 30^\circ$ rotation angle in the 5th axis, and up to 30 mm blanks
- ✓ Optional wet-grinding module converts the S5 into a wetprocessing machine

Outstanding reliability

- ✓ Day and night operation
- ✓ 100 % engineered and manufactured in Germany

Maximum efficiency

- ✓ Milling and grinding around the clock due to automatic changer for 8 discs, 24 blocks or 48 prefabricated abutments
- ✓ Automatic changer for 16 tools
- ✓ 3 ionizers neutralize the static charge of acrylic chips – for a clean working chamber
- ✓ Very easy to operate via DentalCAM software with DirectMill function – included in scope of delivery and without license fees

HinriPart CAD

construction software

perfect fitting & highest finish quality

Basic software + Telescopic module + Texture recognition + Auto Design

HinriPart® CAD software

REF 554000

- ✓ flexible construction options
- ✓ creates open STL-File
- ✓ easy to learn
- ✓ highest precision
- ✓ includes VITA-dental data base
- ✓ no license fees
- ✓ no deformation in the framework
- ✓ digital system security
- ✓ less post processing due to best possible finish quality
- ✓ Expansion for combination technique and telescopic manufacturing is available

HinriPart® CAD telescopic-module* REF 554010

- ✓ flexible construction options
- ✓ controllable friction
- ✓ creates open STL-File
- ✓ less post processing due to best possible finish quality

HinriPart® CAD texture recognition* REF 554020

- ✓ model-cast structures and double-crownmodule
- ✓ adjustable friction with setting values
- ✓ offsets freely selectable
- ✓ preparation and design takeover through texture recognition

* will work only in combination with the HinriPart® CAD basic software

HinriPart® CAD Auto Design*

REF 554021

- ✓ automatic construction based on drawn contours on the model


Test the software

A free trial of our HinriPart® CAD construction software can be downloaded here::
www.hinrichs-dental.de/hinripart-software





TABEO-1/M/ZIRKON-100
TABEO-2/M/ZIRKON-120
TABEO-1/S/ZIRKON-100
TABEO-2/S/ZIRKON-120

 S. 84/85
Details



HTS-2/M/Zirkon-120

TABEO

The new generation of the model series TABEO / ZIRKON has been designed in close cooperation with dental laboratories and dealers of our worldwide distribution network. The result is a device concept which fully complies with most varied requirements not only in terms of economic efficiency and reliability, but especially with regard to characteristics of modern materials.

The SiC versions are equipped with 4 high-quality heating elements made of silicon carbide, allowing a sintering temperature of up to 1550°C and preventing discoloration of the restorations caused by molybdenum. Pre-set service programs increase the life span of the heating elements and the heating chamber in addition.

The MoSi2 versions are equipped with 4 high-quality molybdenum-disilicide heating elements of the latest generation allowing a sintering temperature of up to 1650°C. The regular execution of pre-set service programs can prevent possible discoloration of restorations and increase the life span of the heating elements and the heating chamber.

TABEO-1/M/ZIRKON-100	REF 642240
TABEO-2/M/ZIRKON-120	REF 642242
TABEO-1/S/ZIRKON-100	REF 642241
TABEO-2/S/ZIRKON-120	REF 642243

HTS

The redesigned HTS-2 model series combines the well-known features of the models HT-S and HT-S SPEED.

The HTS-2 offers you not only the fusion of the properties of old models, but also a larger sintering capacity of up to 80 individual crowns. The heating system with four highperformance molybdenum disilicide heating elements (MoSi2) means that you can now choose whether to use the conventional long-term sintering or the SPEED-sintering with a heat-up rate up to 99°C/minute.

The simple, practical handling of the HT-series program control was also incorporated here with all its familiar functions; program display on a four-line LCD-display, timer function for sintering overnight or also using drying programs for wet-milled restorations. There are three service programs for servicing the heating chamber and the heating system.

HTS-2/M/Zirkon-120	REF 642194
--------------------	------------

HT

HT-2 - even more efficient due to a larger capacity

Due to the size of the heating chamber, it is now possible to process three sintering trays Ø= 120mm during the conventional long-term sintering. However, the heating system with six high-quality molybdenum disilicide heating elements (MoSi₂) enable you to carry out processes within 76 minutes in a SPEED-sintering process. These represent optimal prerequisites for your dental laboratory or milling centre.

As with all our model variants, the HT-2 is operated with a simple, self-explanatory program control. 4-line LCD-display, timer function for overnight sintering, drying programs for wet-milled restorations. There are three service programs for servicing the heating chamber and the heating system.



HT-2/M/ZIRKON-120

HT-2/M/Zirkon-120

REF 642094



German high-tech when it comes to preheating and sintering furnaces!

METAL

Safe and fit for the future

There are three models available to select from for sintering non-precious metal (NEM). All of these models work under inert gas atmosphere to protect the nonprecious metal from scaling.

Choose from two long-lasting non-precious metal sintering systems. For the metal system 100, the shielding gas supply is system-controlled. In addition to some preset material parameters, free programs are available. This guarantees safety. For the metal system 120, on the other hand, the shielding-gas supply can be adjusted manually.

In addition to a high level of safety the customer can be sure to have the freedom to adapt the system to new kinds of metal material in the future.



TABEO-2/M/METAL-120
HTS-1/M/METAL-100
HTS-2/M/METAL-120

TABEO-2/M/METAL-120

REF 642244

HTS-1/M/METAL-100

REF 642197

HTS-2/M/METAL-120

REF 642198



The perfect 3d printer for the laboratory

The open resourced DLP printer HinriPrint 125 ULTRA is the perfect choice for the production of 3D printed crown and bridges, working models, splints and drilling templates and allows a fast and economical production of high accurate framework.

✓ large construction area

The construction area offers with 125 x 70 x 120 mm enough building space. It's possible to print at the same time 3 splints (horizontal) or 10 splints (vertical) at once.

✓ 5 - 200 µm layer thickness

There are no limits to precision. The layer thickness is individually adjustable. We recommend a layer thickness of 50 µm.

✓ SLC programme

A SLC programme is inclusive. The software is easy to install and operate. Individual SLC formats can be used.

✓ Deformation optimization

The HinriPrint 125 ULTRA includes a special swinging and solution system. Pulling forces during the printing process get minimized to avoid any deformations.

✓ Open system

The HinriPrint 125 ULTRA is an open system and can be used with external software and materials. The most common SLC format can be converted into a readable format quickly and easily by using the supplied Utility.

✓ Printing rate

The printing rate depends on the layer thickness and material. For example you can print 3 splints per hour.

HinriPrint 125 ULTRA

REF 644013

construction area	125 x 70 x 120 mm
Z-Axis variable	5 - 200 µm
XY Resolution	65 µm
Wavelength (LED)	385
Operation Environment	
Temperature	10°C to 30°C
Humidity	40% to 60%
System properties	
Operation System	Windows 7, 8 und 10
Network Browser	Google Chrome
File Input	.SLC, .ZIP(PNG), .CWS, .WRK, .MII

Properties

Printer size	43 x 43 x 59 cm
Weight	37,5 kg
Interface	Network, USB, Power supply
Power Input	Printer 24V DC, 3.75A widt adapter: 100~240V AC, 2A, 50/60Hz
SLC-Programm	integrated



LCD printer at a lower entry price

Double-linear Z-axis is for high-precision 3D models designed with an extremely smooth surface.

HinriPrint LCD REF 644750

Installation space	120 x 68 x 150 mm
Z Resolution	10 µm
XY Resolution	47 µm
Light source	LCD
File input	STL, OBJ
Transfer options	USB / W-LAN / Ethernet
Printing speed	up to 36 mm / h

The HinriPrint LCD is a professional and versatile 3D printer which, with the help of LCD technology and a double-linear Z-axis, enables detailed, dimensionally accurate models and at the same time, due to its lower entry price, is economical for printing even fewer models.

- ✓ high resolution
- ✓ exact dimensional accuracy
- ✓ perfectly matched to the HinriPrint resins
- ✓ intuitive control & usability

Double linear Z axis The double-linear Z-axis is for high-precision 3D models designed with an extremely smooth surface.

Secure printing The air cleaning system includes an additional fan with an integrated activated carbon filter to ensure the finest particles and unpleasant fumes for a healthier printing environment.

✓ Functions

Special functions such as an air cleaning system (activated carbon filter), a comfortable 7-inch touchscreen control and easy printing via W-LAN & Ethernet.

✓ Control & Ease of use

With the tilting 7-inch touchscreen monitor users can easily control print settings and print status at any time using the integrated control panel.

✓ Dental 3D software

A special software was specifically designed for the special Dental manufacturing requirements developed.



HinriPrint model II

Especially developed for new generations of printers with 385 nm: Light-curing resin for the manufacturing of dental models for orthodontics and prothetics. Faster printing process due to higher output, still with the same precision. Also suitable for printing expert and show models.

HinriPrint model II

1.000 g, beige

REF 644300



HinriPrint setup

Light-curing resin for the manufacturing of orthodontic set-up models. The material is above all characterised by its increased building speed. The set-up models are very well suitable for the thermoforming technique.

HinriPrint setup

1.000 g

REF 644301



HinriPrint cast

Light-curing resin for the production of burn-out molded parts for the dental casting technique. The material is highly compatible: we recommend the Hinrivest RP investment material, which is specialized in 3D plastics.

HinriPrint cast

1.000 g

REF 644303



HinriPrint gingiva

Light-curing resin for the manufacturing of dental gingiva masks. Permanently soft and flexible. Perfectly combinable with working models made of HinriPrint model II / LCD.

HinriPrint gingiva

1.000 g

REF 644302



HinriPrint model LCD

HinriPrint model LCD is a light-curing plastic for the production of dental working models using 385 nm / 405 nm LED-based stereolithography processes. For post-curing, we recommend the Otoflash G171, which is optimized to the production process.

HinriPrint model LCD

1.000g, beige

REF 644307

HinriPrint guide

Light-curing resin for the manufacturing of dental drill guides. Drill guides made from HinriPrint guide are dimensionally stable and biocompatible.

HinriPrint guide	1.000 g	REF 644305
------------------	---------	------------



HinriPrint tray

Biocompatible light-curing resin for the manufacturing of dental impression trays. High reactivity at low viscosity. The finished impression trays have a homogeneous surface, which significantly reduces manual reworking.

HinriPrint tray	1.000 g	REF 644304
-----------------	---------	------------



FotoDent® denture

Light-curing resin for the production of denture bases. The material provides for accurate results with an outstanding dimensional stability.

FotoDent® denture is MMA-free and stable of colour.

FotoDent® denture	1.000 g, pink-transparent	REF 644330
FotoDent® denture	1.000 g, pink-opaque	REF 644331



FREEPRINT® model

Light-curing resin for the 3D printing of dental models.

Precise reproduction of details, maximum surface hardness and shape stability. Maximum precision in construction, feel and stability meet the high demands of model production. Opaque colour adjustment for the optical detection of surface structure, preparation margins, etc. Colours: ivory, grey, sand

FREEPRINT® model	1.000 g, ivory	REF 644220
FREEPRINT® model	1.000 g, sand	REF 644221
FREEPRINT® model	1.000 g, grey	REF 644222



FREEPRINT® temp

Light-curing, biocompatible resin for the 3D printing of temporary crowns & bridges.

Exceptional breaking and flexural resistance, high abrasion resistance. Natural tooth esthetics, brilliant, translucent colours. Easy surface processing and polishing, can be characterized individually with the smartrepair® system or composites. Low viscosity for low material consumption and more rapid cleaning. Resistant to oral conditions, no odour or taste irritations, medical device Class IIa, colours: A1, A2, A3

FREEPRINT® temp	1.000 g, A1	REF 644260
FREEPRINT® temp	1.000 g, A2	REF 644261
FREEPRINT® temp	1.000 g, A3	REF 644262





FREEPRINT® tray

Light-curing, biocompatible resin for the 3D printing of individual impression and functional trays and base resin plates.

Low viscosity for low material consumption and more rapid cleaning. Maximum construction speed, very high dimensional stability and torsional rigidity. No mechanical reprocessing of the surface necessary. Suitable for all impression materials, neutral odour and taste, MMA-free. Medical device Class I, colour: green

FREEPRINT® tray

1.000 g

REF 644266



FREEPRINT® ortho

Light-curing, biocompatible resin for the 3D printing of base parts for orthodontic apparatuses, drilling and X-ray templates, occlusal and fixation splints.

Benefits: maximum reliability of construction process, mechanical strength, easy to polish. Breaking strength, elasticity and influence of moisture following the orthodontic standard. Validated processes for sterilization in autoclaves. Adaptation of the occlusion field, easy fixation of orthodontic wire elements and auxiliary components with FREEFORM® fixgel. Resistant to oral conditions, neutral odour and taste. Medical device Class IIa, colour: clear-transparent

FREEPRINT® ortho

1.000 g

REF 644201



FREEPRINT® model 2.0

Light-curing resin for the 3D printing of dental models.

Maximum surface hardness and shape stability provide an excellent mechanical strain. Faster workflow without drying process. Maximum precision in construction, feel and stability meet the high demands of model production. Optimum edge strength provides reliable models. Opaque colour adjustment for the optical detection of surface structure, preparation margins, etc. Colours: sand, light-grey, grey, caramel, white

FREEPRINT® model 2.0

1.000 g

REF 644223



FREEPRINT® denture

Light-curing, biocompatible resin for the 3D printing of removable denture bases.

High process reliability thanks to high initial hardness following printing. Low viscosity for reduced material consumption and faster cleaning. Displays maximum mechanical flexural and tensile strength without becoming brittle. Colour stability, odorless and tasteless. MMA-free, medical device Class IIa. Colours: pink-transparent and pink.

FREEPRINT® denture

1.000 g

REF 644228



FREEPRINT® gingiva

Light-curing resin for the 3D printing of flexible gingival masks for dental models.

For 3D reproduction of functional gingival model segments in a digital workflow in conjunction with FREEPRINT® model. Excellent elasticity and tear-resistance. Excellent dimensional stability, no shrinkage or aging, ductile even when stored over a long period. No annoying or unpleasant odors from fabricated gingival masks. Colour: gingiva

FREEPRINT® gingiva

1.000 g

REF 644267

HinriPrint Wash

Simple and clean

The used liquid can be emptied very easily by removing the inner tank. The airtight lid prevents unpleasant odors from escaping and thus improves the working environment.

Height-adjustable drainer

Thanks to the integrated height-adjustable drip device, the operator can remove the components to be cleaned easily and cleanly.

A program for every object

There are 3 washing programs available, which can be selected from the menu: Standard and intensive cleaning or the wash cycle for sensitive parts. You can clean very complex objects precisely. Gentle cleaning is suitable for sensitive parts in order not to damage the 3D prints.

- ✓ Dimensions: 320 x 240 x 330 mm (W x H x D)
- ✓ Inner space: 145 x 145 x 105 mm (W x H x D)



HinriPrint Wash

REF 644700

Flash-curing device for lightcuring resins

The device can be used for the photo-polymerisation of all light-curable materials (where the curing takes place) at a wavelength range of 280-580 nm. Ideal for end curing of 3D printed dental resins. With its technical configuration, the Otoflash G171 enables short curing times. Compared to other methods this achieves a substantially better curing of the 3D printed materials, resulting in very good physical characteristics and reduced residual monomer content (inhibition layer).

In combination with our Otoflash G171 and our printing material Ortho Print UV (medical class IIa) you can produce certified occlusal splints and drilling templates.

- ✓ Dimensions of polymerisation chambers: 120 x 120 x 50 mm
- ✓ Trays for polymerization material with UVB blocker
- ✓ Power input: 250 W
- ✓ Number of light sources: 2 flashbulbs à 100 W
- ✓ Flash frequency: 10 flashes per second
- ✓ deliverable with a protective gas appliance for nitrogen (N2)
- ✓ Digital timer: adjustable from 1 to 9.999 flashes
- ✓ Dimensions: 310 x 310 x 140 mm, weight: 6 kg



Otoflash G171

REF 644900



NEU

Dental metal-ceramic alloy

based on cobalt, powder, type 4

Grain: 10-30 µm / 15-45 µm

CE-Zertifiziert

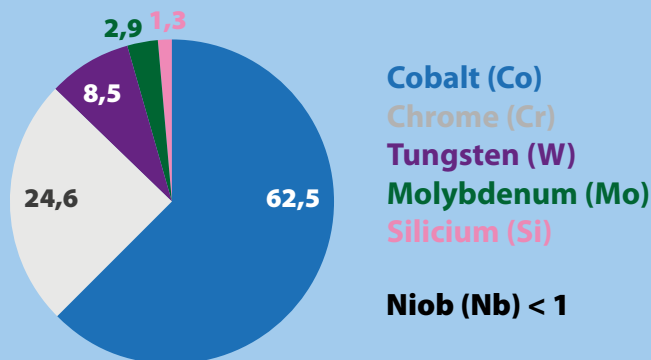
Keralloy® BioStar Powder

Keralloy® Powder is intended for the production of dental restorations, implant prosthetics and orthodontic applications using the Selective Laser Melting (SLM) process.

Advantages:

- ✓ biocompatibility
- ✓ Free of nickel, beryllium, cadmium and lead
- ✓ Easy to drill, mill and polish due to the low hardness
- ✓ Particularly good for primary situations
- ✓ CE certified

Composition:



Keralloy® BioStar Powder, 10/30 µm, 5.000 g can	REF 893012
Keralloy® BioStar Powder, 15/45 µm, 5.000 g can	REF 893013

Technicle Data

Colour	white
Density (g/cm3)	8,3
Vickers hardness (HV10)	285
WAK 25–500 °C (10 ⁻⁶ K ⁻¹)	13,9
WAK 20–600 °C (10 ⁻⁶ K ⁻¹)	14,0
Melting range (°C)	1.304–1.369
Casting temperature (°C)	ca. 1.470
Yield strength (R _{p0,2} MPa / N/mm ²)	490
Modulus of elasticity E	ca. 210.000
Tensile elongation at break A5 (%)	10





scanBox
REF 641020

Vinyl Open Air
REF 641019

Vinyl
REF 641021

Vinyl High Resolution
REF 641023

Measurement field (X×Y×Z)	80 x 60 x 85 mm	80 x 60 x 85 mm	80 x 60 x 85 mm	80 x 60 x 85 mm
Camera pixel	1,3 MP	1,3 MP	1,3 MP	2,8 (1,4) MP
Accuracy	6 µm (nach ISO 12836)	6 µm (nach ISO 12836)	6 µm (nach ISO 12836)	4 µm (nach ISO 12836)
Sensor technology	Stripe light triangulation with White-Light LED	Stripe light triangulation with White-Light LED	Stripe light triangulation with White-Light LED	Stripe light triangulation with Blue-Light LED
Dimensions (W×H×D)	360 x 310 x 390 mm		455 x 430 x 420 mm	
Weight	11 kg		23 kg	
Power supply	100 – 240 V AC 50/60 Hz			
Connections	2× USB 1× IEC connector		1× USB 1× IEC connector	

Software features

HR and LR mode	✗	✗	✗	✓
Virtual articulator	✗	✓	✓	✓
Triple Tray® impression scan	✗	✗	✓	✓
secondDie	✓	✓	✓	✓
multiDie	✗	✗	✓	✓
multiCase	✗	✗	✓	✓
Monochrome texturscan	✓	✓	✓	✓
Color texture scan	✗	✓	✓	✓
Universal mode	✓	✓	✓	✓

Measurement time

Complete jaw				
Scanning	19 sec	16 sec	16 sec	18 sec
Matching	16 sec	13 sec	13 sec	17 sec
Total	35 sec	29 sec	29 sec	35 sec
Single tooth				
Scanning	32 sec	33 sec	33 sec	35 sec
Matching	12 sec	8 sec	8 sec	14 sec
Total	44 sec	41 sec	41 sec	49 sec
3-unit bridge				
Scanning	48 sec	45 sec	45 sec	50 sec
Matching	25 sec	22 sec	22 sec	25 sec
Total	73 sec	67 sec	67 sec	75 sec

Overview milling machines



HinriMill N4 edition
REF 640017

HinriMill Z4
REF640012

HinriMill T5 / T5 Edition
REF 640014 / 640018

Fields of application	wet machining	wet machining	dry machining
Materials	<ul style="list-style-type: none"> ✓ Glass ceramic ✓ Composites ✓ Titanium ✓ Zirconium oxide in block form 	<ul style="list-style-type: none"> ✓ Glass ceramic ✓ Composites ✓ Titanium ✓ Zirconium oxide in block form 	<ul style="list-style-type: none"> ✓ Resin / PEEK ✓ Wax ✓ Zirconium oxide ✓ Composites ✓ CoCr ✓ Gypsum
Indications	<ul style="list-style-type: none"> ✓ Crowns ✓ Bridge frameworks ✓ Inlays ✓ Onlays ✓ fully anatomical Crowns and bridge frameworks ✓ Abutments ✓ Veneers 	<ul style="list-style-type: none"> ✓ Crowns ✓ Bridge frameworks ✓ Inlays ✓ Onlays ✓ fully anatomical Crowns and bridge frameworks ✓ Abutments ✓ Veneers 	<ul style="list-style-type: none"> ✓ Crowns ✓ Bridge frameworks ✓ Inlays ✓ Onlays ✓ fully anatomical Crowns and bridge frameworks ✓ Abutments (only CoCr) ✓ Telescope crowns ✓ Model plates ✓ Model casting ✓ Occlusal covers ✓ Model plug teeth ✓ Implantbars ✓ Veneers
no. of axes	4	4	5
Rotation range of the axes	A: + 190° up to - 10°	A: + 190° up to - 10°	A: ± 360° B: ± 35°
Spindle speed	up to 80.000 U/min	up to 100.000 U/min	up to 60.000 U/min
Dimensions	360 x 450 x 470 mm	471 x 522 x 507 mm	450 x 545 x 630 mm
Weight	53 kg	66 kg	91 kg
Power supply	100 – 240 V 50/60 Hz		
Compressed air demand	4 - 8 bar 25 l/min - 45 l/min	-	6 - 8 bar 80 l/min - 102 l/min
Warranty	12 Monate		
Flow rate suction	x	x	2500 l/min
Room temperature	18-25 °C max. 32°C		
Humidity	max. 80%		

* in combination with wet grinding option



HinriMill 5.8 edition

REF 640005

dry and wet machining

- ✓ Resin / PEEK
- ✓ Wax
- ✓ Zirconium oxide
- ✓ Nano-Composites
- ✓ Glass ceramic
- ✓ CoCr
- ✓ Titanium*
- ✓ Gypsum

- ✓ Crowns
- ✓ Bridge frameworks
- ✓ Inlays
- ✓ Onlays
- ✓ fully anatomical Crowns and Bridge frameworks
- ✓ Abutments
- ✓ Telescope crowns
- ✓ Model plates
- ✓ Model casting
- ✓ Occlusal covers
- ✓ Model plug teeth
- ✓ Implantbars
- ✓ Veneers

5

A: $\pm 360^\circ$
B: $\pm 30^\circ$

up to 60.000 U/min

692 x 445 x 540 mm

106 kg

100 – 240 V | 50/60 Hz

6 - 8 bar | mind. 80 l/min

3000 l/min

HinriMill R5

REF 640004

dry and wet machining

- ✓ Resin / PEEK
- ✓ Wax
- ✓ Zirconium oxide
- ✓ Nano-Composites
- ✓ Glass ceramic
- ✓ CoCr
- ✓ Titanium*
- ✓ Gypsum

- ✓ Crowns
- ✓ Bridge frameworks
- ✓ Inlays
- ✓ Onlays
- ✓ fully anatomical Crowns and Bridge frameworks
- ✓ Abutments
- ✓ Telescope crowns
- ✓ Model plates
- ✓ Model casting
- ✓ Occlusal covers
- ✓ Model plug teeth
- ✓ Implantbars
- ✓ Veneers

5

A: $\pm 360^\circ$
B: $\pm 35^\circ$

up to 80.000 U/min

580 x 600 x 700 mm

149 kg

6 - 8 bar | 105 l/min - 110 l/min

3500 l/min

Fields of application

Materials

Indications

No. of axes

Rotation range of the axes

Spindle speed

Dimensions

Weight

Power supply

Compressed air demand

Warranty

Flow rate suction

Room temperature

Humidity

Overview sintering furnaces



	TABEO-1 S/ZIRKON-100 REF 642241	TABEO-1 M/ZIRKON-100 REF 642240	TABEO-2 S/ZIRKON-120 REF 642243	TABEO-2 M/ZIRKON-120 REF 642242	TABEO-2 M/METAL-120 REF 642244
	Zirkon	Zirkon	Zirkon	Zirkon	Metal
Heating-chamber height (mm)	42		92		
Sintering tray	1 x Ø 100 mm / 30 mm		3 x Ø 120 mm / 30 mm		1 x Ø 120 mm
max. temperature	1550 °C	1650 °C	1550 °C	1650 °C	1400 °C
Heating elements	4 x SiC	4 x MoSi	4 x SiC	4 x MoSi	4 x MoSi
max. programmable heating rate (K/min)	25	25	25	25	40
shortest heating periode to 1500 °C (min)	63	61	58	72	
shortest cooling periode to 300 °C (min)	124	148	143	145	
Program control					
7-segment LED	✓	✓	✓	✓	✓
4-lines LCD	✗	✗	✗	✗	✗
Number of process steps	4	4	4	4	4
Fixed programs	✗	✗	✗	✗	4
Program numbers free	9	9	9	9	5
Thermocouple PtRh-Pt 140 mm, Typ S	✓	✓	✓	✓	✓
Service programs					
A-Temperature control	✓	✓	✓	✓	
C-Purge heating chamber	✓	✓	✓	✓	
E-Regenerate heating elem.	✗	✓	✗	✓	
Buffer. of emerg.-cooling battery					
Port RS 232	✓	✓	✓	✓	✓
Door lift function	✗	✗	✗	✗	✗
Shielding-gas supply	✗	✗	✗	✗	✓
Over-night programming	✓	✓	✓	✓	✓
Power max.	1700	1500	2000	1800	1600
Voltage range	200-240 V 50/60 Hz Socket separately fused (FI)				
Dimensions	400 x 400 x 600 mm		480 x 460 x 680 mm		530 x 460 x 680 mm
Weight in kg	60	55	85	80	80

[1*] only in connection with test kit



**HTS-2
M/ZIRKON-120
REF 642194**














**HT-2
M/ZIRKON-120
REF 642094**

**HTS-1
M/METAL-100
REF 642197**

**HTS-2
M/METAL-120
REF 642198**

Zirkon		Zirkon		Metal	Metal
72		102		57	67
2 x Ø 120 mm / 30 mm		3 x Ø 120 mm / 30 mm		1 x Ø 100 mm	
1650 °C				1400 °C	
4 x MoSi		6 x MoSi		4 x MoSi	
Classic 30	Speed 99	Classic 30	Speed 99	40	
55	25	49	27		
47	18	143	19		
✖		✖		✖	✖
✔		✔		✔	✔
4		4		4	4
✖		✖		4	4
30		30		26	26
✔		✔		✔	✔
✔		✔			
✔		✔			
✔		✔			
✖		✖		✖	✖
✔		✔		✔	✔
✔		✔		✔	✔
✖		✖		✔	✔
✔		✔		✔	✔
3200		3800		2000	
200-240 V 50/60 Hz Socket separately fused (FI)					
390 x 500 x 790 mm		500 x 560 x 820 mm		390 x 500 x 790 mm	
60		74		56	

Overview milling tools

Material	Colourcode	HinriMill	Type
Universal cutter		HinriMill 4 / N4	Double-toothed radius cutter
			Flat grinded double tooth cutter
			Double-toothed radius cutter with coating
			Flat grinded double tooth cutter with coating
		HinriMill 5 / 5.8 / T5 / R5	Double-toothed radius cutter
			Flat grinded double tooth cutter
			Double-toothed radius cutter with coating
			Flat grinded double tooth cutter with coating
Zirconium oxide with special coating		HinriMill 4 / N4 / Z4	Double-toothed radius cutter
			Triple-toothed radius cutter
		HinriMill 5 / 5.8 / T5 / R5	Double-toothed radius cutter
			Triple-toothed radius cutter
Zirconium oxide with diamond coating		HinriMill 4 / N4 / Z4	Double-toothed radius cutter
			Double-toothed radius cutter
			Triple-toothed radius cutter
			Flat grinded double tooth cutter
		HinriMill 5 / 5.8 / T5 / R5	Double-toothed radius cutter
			Double-toothed radius cutter
			Triple-toothed radius cutter
			Flat grinded double tooth cutter
Glass ceramic		HinriMill N4 / Z4 5 / 5.8 / R5	Radius grinder
			Torus grinder
			Radius grinder
			Torus grinder
			Radius grinder
			Torus grinder
Non-precious alloys on CoCr basis & Titanium only with wet grinding option		HinriMill 4 / Z4	Double-toothed radius cutter
			Double-toothed radius cutter
			Double-toothed torus cutter
			Double-toothed radius cutter
		HinriMill N4 5 / 5.8 / T5 / R5	Four-toothed torus cutter
			Double-toothed radius cutter
			Double-toothed radius cutter
			Double-toothed torus cutter
Wax and Plastics		HinriMill 4 / N4 / Z4	Double-toothed radius cutter
			Double-toothed radius cutter
			Single-toothed radius cutter
			Double-toothed radius cutter
		HinriMill 5 / 5.8 / T5 / R5	Flat grinded single tooth cutter
			Single-toothed radius cutter
			Double-toothed radius cutter
			Single-toothed radius cutter
Nanocomposites with special coating		HinriMill 4 / N4 / Z4	Double-toothed radius cutter
			Double-toothed radius cutter
			Single-toothed radius cutter
			Single-toothed radius cutter
		HinriMill 5 / 5.8 / T5 / R5	Double-toothed radius cutter
			Double-toothed radius cutter
			Single-toothed radius cutter
			Single-toothed radius cutter

Ø Blade	Length Blade	Length	CAM-Code	REF
0.3	0.6	35	U030-R2-35	640153
0.5	1.5	35	U050-F2-35	640152
0.6	1.2	35	U060-R2-35	640151
1.2	5.0	35	U120-F2-35	640150
0.3	0.6	40	U030-R2-40	640253
0.5	1.5	40	U050-F2-40	640252
0.6	1.2	40	U060-R2-40	640251
1.2	5.0	40	U120-F2-40	640250
1.0	2.0	35	Z100-R2-35	640141
2.0	4.0	35	Z200-R3-35	640142
1.0	2.0	40	Z100-R2-40	640231
2.0	4.0	40	Z200-R3-40	640232
0.6	1.2	35	Z060-R2D-35	640160
1.0	2.0	35	Z100-R2D-35	640161
2.0	4.0	35	Z200-R3D-35	640162
1.2	5.0	35	Z120-F2D-35	640163
0.6	1.2	40	Z060-R2D-40	640240
1.0	2.0	40	Z100-R2D-40	640241
2.0	4.0	40	Z200-R3D-40	640242
1.2	5.0	40	Z120-F2D-40	640243
0.6	5.5	35	G060-R-35	640262
0.6	4.0	35	G060-T-35	640263
1.0	8.0	35	G100-R-35	640260
1.2	9.0	35	G120-T-35	640264
2.4	16.0	35	G240-R-35	640266
2.6	16.0	35	G260-T-35	640261
0.6	1.2	32	M060-R2-32	640300
1.0	3.0	32	M100-R2-32	640301
1.2	3.0	32	M120-T2-32	640303
2.0	4.0	32	M200-R2-32	640302
2.0	4.0	32	M200-R4-32	640304
0.6	1.2	35	M060-R2-35	640310
1.0	3.0	35	M100-R2-35	640311
1.2	3.0	35	M120-T2-35	640313
2.0	4.0	35	M200-R2-35	640312
2.0	4.0	35	M200-R4-35	640314
1.0	4.0	35	P100-R1-35	640115
1.0	2.0	35	P100-R2-35	640111
2.0	8.0	35	P200-R1-35	640116
2.0	4.0	35	P200-R2-35	640112
2.5	5.0	35	P250-F1-35	640114
1.0	4.0	40	P100-R1-40	640205
1.0	2.0	40	P100-R2-40	640201
2.0	8.0	40	P200-R1-40	640206
2.0	4.0	40	P200-R2-40	640202
2.5	5.0	40	P250-F1-40	640204
1.0	2.0	35	C100-R2-35	640121
2.0	2.0	35	C200-R2-35	640122
1.0	4.0	35	C100-R1D-35	640124
2.0	8.0	35	C200-R1D-35	640125
1.0	2.0	40	C100-R2-40	640211
2.0	4.0	40	C200-R2-40	640212
1.0	4.0	40	C100-R1D-40	640214
2.0	8.0	40	C200-R1D-40	640215

Abrasives	41-42	Hinri-Alloy CoCr	37	L 36®	32	Tabeo	72
Adhesive duplication tape	31	Hinri-Alloy N	37	Laboratory sign	46	Thermal	32
Alamo	12	HinriDie	21	Laborit®	15	Titan BioStar	50
Alamo S	13	HinriDon	39	Laser welding rods	38	Tommy	47
Alloys	37	Hinridur®	14	Light-curing resins	76-78	Tooth figures	47
Aluminium gypsum scoop	26	Hinridur® S	15	Light-curing tray material	43		
Aluminium Oxide	41	Hinriform 90 x-hart	43			Ultrasonic dental	
Angel	46	Hinrigel	29	Manni	47	plaque cleaner	44
Angi	47	HinriMill	66-70	Marylin	47	Ultrasonic polishing	
Artikulation	11	HinriPart BioStar	51	Measuring cylinder	26	paste cleaner	44
		HinriPart CAD	71	Mick	47		
Backi	47	Hinriplast® BioStar	49	Mike	47	Velox®	12
Base former	23	Hinriplast® N	17	Milling cutter	86-87	Vinyl	62-63
Base plates	34, 36	HinriPoly	23	Mixing spatula	26		
Base stone	19	HinriPress®	39	Model hammer	22	Wax adhesive	35
Base stone FL	19	HinriPress® flask G	40	Model plaster type 2	10-13	Wax BioStar	51
Book worm	46	HinriPress® flask S	40	Model system	22	Whiting	42
Bottom with ears	46	HinriPress® Vario	39	Mounting Stone	10		
		HinriPress® Veins	40	Muffle system	36	YuDent Dental PEEK	53
CAD-CAM	50-61	HinriPrint 125 ULTRA	74				
CAM-Stone N	19, 60	HinriPrint LCD	75	Neutralgin	25	Zirkon BioStar	54-55
Ceram	36	HinriScan-Lack	60	Non Plus Ultra	12	Zirkon BioStar Polisher	61
Cleaning pen	22	HinriScan-Spray	60			Zirkon BioStar Pre Polisher	61
Clement	47	HinriScan-Wax	60	Ortho Plaster	15		
CoCr BioStar	50	Hinrisep G	24	Otoflash G171	79		
Colouring liquids	58-59	Hinrisep K	24				
		Hinrisid	25	Phosphate bonded			
Dental gypsum	6	Hinrisil®	28	investment	33		
Denture prostheses	39-40	Hinrisil® hydro	29	Pin base plate	22		
Dickie	47	Hinrisil® KL	28	Plunger Aluoxid	35		
Die Stone	19	Hinrisil® Speed	29	PMMA BioStar	52		
DIN EN ISO 6873	6	Hinrisol	25	Poliresin®	41		
Dipstick	46	Hinristone® 20	17	Poster 10 gypsum rules	45		
Dispensing pump	31	Hinristone® 22/24	18	Poster duplicating			
Disposable plungers	35	Hinristone® E	21	technique	45		
Disposable ring tape	34	Hinristone® Saphir	17	Poster investing technique	45		
Duplicating cross	30	Hinristone® Speed	18	Production	4		
Duplicating gel	29	Hinritray	43	ProfiCAD	48-49		
Duplicating materials	28-31	Hinrivest® CoCr	33	Profident 2010	22		
Duplicating silicones	28-29	Hinrivest® G	32	Pumice Paste	42		
Duplicating technique	27	Hinrivest® KB	33	Pumice powder	42		
		Hinrivest® Liquid	34	Pumice Sep	42		
Ecki	47	Hinrivest® Liquid High Ex	34	Pump spray bottle	25		
Economical duplicating		Hinrivest® Press	33			Quality control	4
flasks	31	Hinrivest® RP	33				
Ehodit semi-hard stone	13	Hinrivest® SG	33	Ratfink	46		
exocad	64-65	Hinrizit®	14	Rudi	47		
		Hinrizit® E	16				
Fixation device	30	Hinrizit® Speed	14	scanBox	62		
FotoDent®	77	Hinrizit® Super	16	Setting accelerator	23		
FREEPRINT®	77-78	History	3	SH 074	19		
				Silicone sleeves 3	4, 36		
GipEx	24	Implantray	43	Special products	43		
GipEx Tabs	24	Investment accessories	34-36	Special Solder	38		
Glass beads	41	Investments	32-33	Splint Plus BioStar	52		
Gypsum accessories	23-26			Splint PMMA BioStar	52		
Gypsum bonded		Japan-Stone	18	Split-Cast-Plate	22		
investment	32	Joachim	47	Sprue former	35		
Gypsum gloss	23	Juvora Dental PEEK	53	Stabilizer	30		
Gypsum knife	26			Storage	5		
Gypsum rules	8-9, 45	Keralloy® BioStar	50	Super hard stone type 4	17-20		
		Keralloy® Powder	80	Super hard stone type 5	21		
Hard stone type 3	14-16	Kneadable silicone	43				
Hinri-Alloy CB	37						

Onlineshop

<https://www.hinrichs-dental-shop.de>

**Pricelist**


<https://www.hinrichs-dental.de/preisliste>

**Material safety data sheets**

<https://www.hinrichs-dental-shop.de/sdb>

**Application Instructions**

<https://www.hinrichs-dental-shop.de/gba>

**Terms and Conditions**

<https://www.hinrichs-dental-shop.de/agb>





ERNST HINRICHS Dental GmbH

Borsigstraße 1
DE-38644 Goslar • Germany

Telefon +49 (0) 53 21 / 5 06 24
Telefax +49 (0) 53 21 / 5 08 81

info@hinrichs-dental.de
www.hinrichs-dental.de